

FOREIGN INVESTMENT OF PERMITTED ENTERPRISES AS OF (31/5/2019)
(BY COUNTRY)

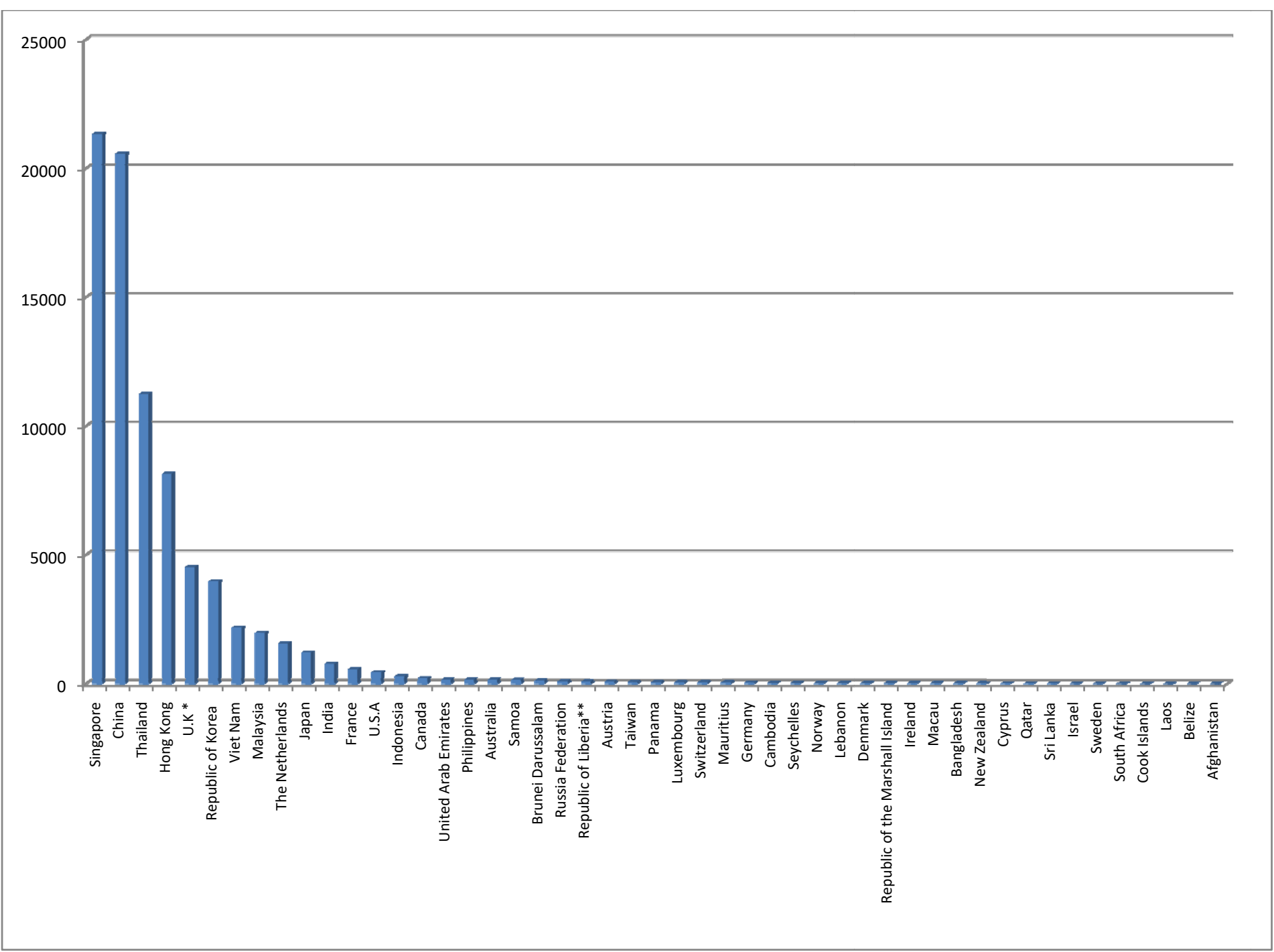
(US \$ in million)

Sr. No.	Law	Particulars	Permitted Enterprises		
			No.	Approved Amount	%
1	Myanmar Investment Law	Singapore	310	21331.116	26.59
2		China	344	20566.099	25.63
3		Thailand	126	11230.469	14.00
4		Hong Kong	200	8130.975	10.13
5		U.K *	95	4521.318	5.64
6		Republic of Korea	173	3961.292	4.94
7		Viet Nam	23	2163.603	2.70
8		Malaysia	66	1963.124	2.45
9		The Netherlands	24	1554.889	1.94
10		Japan	116	1199.199	1.49
11		India	30	763.567	0.95
12		France	21	550.230	0.69
13		U.S.A	20	432.796	0.54
14		Indonesia	16	274.530	0.34
15		Canada	20	203.594	0.25
16		United Arab Emirates	3	147.692	0.18
17		Philippines	3	147.173	0.18
18		Australia	18	145.799	0.18
19		Samoa	6	138.326	0.17
20		Brunei Darussalam	23	112.167	0.14
21		Russia Federation	2	94.000	0.12
22		Republic of Liberia**	4	79.201	0.10
23		Austria	2	74.365	0.09
24		Taiwan	27	66.807	0.08
25		Panama	2	55.101	0.07
26		Luxembourg	3	47.277	0.06
27		Switzerland	6	47.196	0.06
28		Mauritius	3	39.584	0.05
29		Germany	4	32.651	0.04
30		Cambodia	3	24.175	0.03
31		Seychelles	6	25.111	0.03
32		Norway	1	17.800	0.02
33		Lebanon	1	14.024	0.02
34		Denmark	1	13.370	0.02
35		Republic of the Marshall Island	2	12.359	0.02
36		Ireland	1	8.053	0.01
37		Macau	3	8.040	0.01
38		Bangladesh	5	7.890	0.01
39		New Zealand	1	6.950	0.01
40		Cyprus	1	5.250	0.01
41		Qatar	1	4.500	0.01
42		Sri Lanka	2	3.500	0.00
43		Israel	1	2.400	0.00
44		Sweden	1	2.050	0.00
45		South Africa	1	1.309	0.00
46		Cook Islands	1	1.150	0.00
47		Laos	1	0.883	0.00
48		Belize	1	0.810	0.00
49		Afghanistan	1	0.653	0.00
		FIL Total	1725	80234.417	100.00

*British Overseas Territories

**The name of promoter and principal organization be changed from Singapore to Republic of Liberia

***Lhuvia Co., Ltd. (1097/2016 (9-3-2016) is added in manufacturing.



FOREIGN INVESTMENT OF PERMITTED ENTERPRISES AS OF (31/5/2019)
(BY COUNTRY)

(US \$ in million)

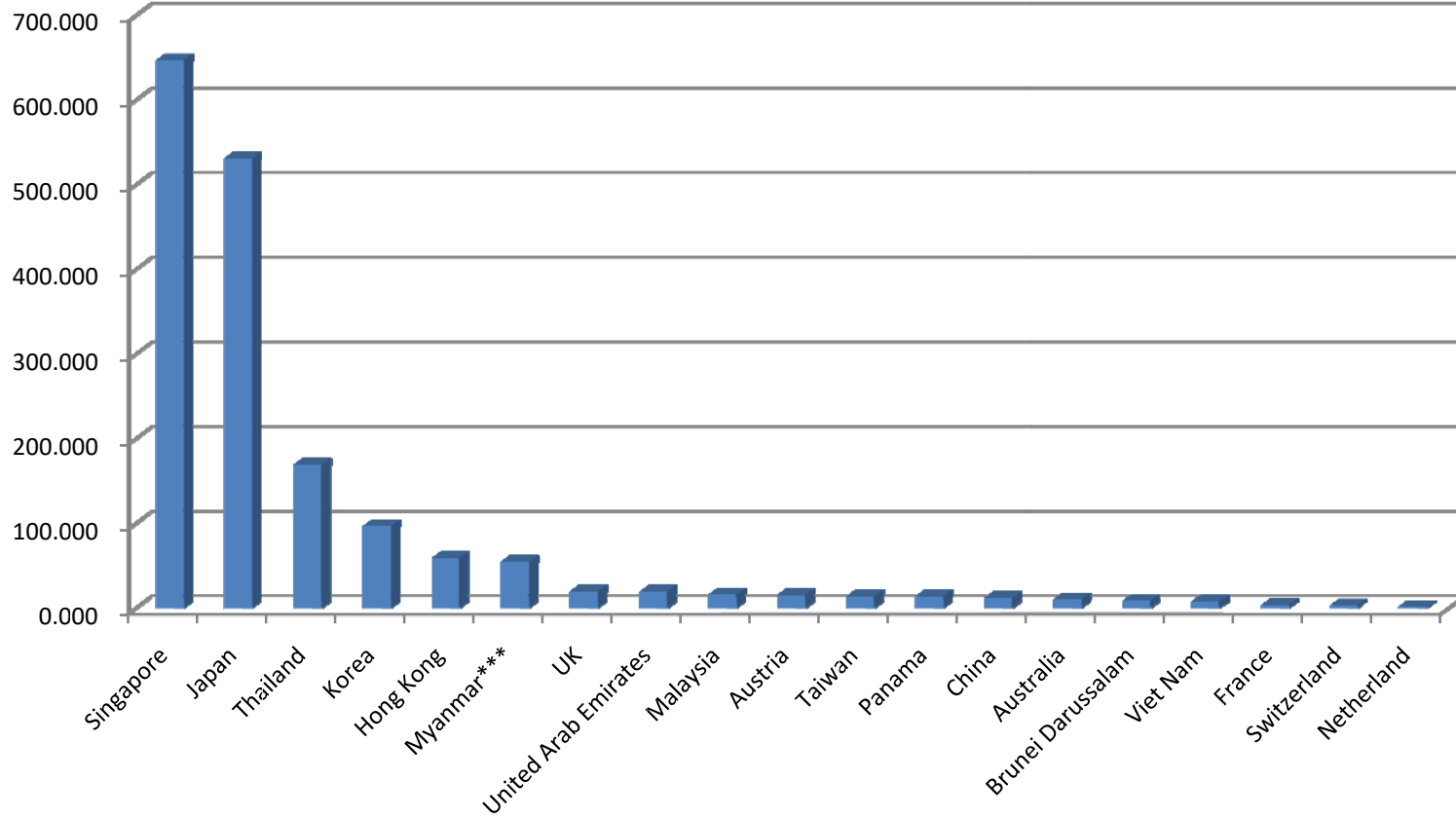
Sr. No.	Law	Particulars	Permitted Enterprises		
			No.	Approved Amount	%
1	Special Economic Zone Law	Singapore	27	646.652	37.99
2		Japan	38	531.288	31.21
3		Thailand	15	169.299	9.95
4		Korea	6	96.602	5.67
5		Hong Kong	6	59.150	3.47
6		Myanmar***	4	54.700	3.21
7		UK	1	20.000	1.17
8		United Arab Emirates	1	19.160	1.13
9		Malaysia	1	15.929	0.94
10		Austria	1	15.350	0.90
11		Taiwan	1	14.000	0.82
12		Panama	1	13.908	0.82
13		China	1	12.000	0.70
14		Australia	2	10.100	0.59
15		Brunei Darussalam	1	8.500	0.50
16		Viet Nam	2	7.580	0.45
17		France	1	3.700	0.22
18		Switzerland	1	3.000	0.18
19		Netherland	1	1.400	0.08
		SEZ Total	111	1702.318	100

*British Overseas Territories

**The name of promoter and principal organization be changed from Singapore to Republic of Liberia

***Lluvia Co., Ltd. (1097/2016 (9-3-2016) is added in manufacturing.

Special Economic Zone Law

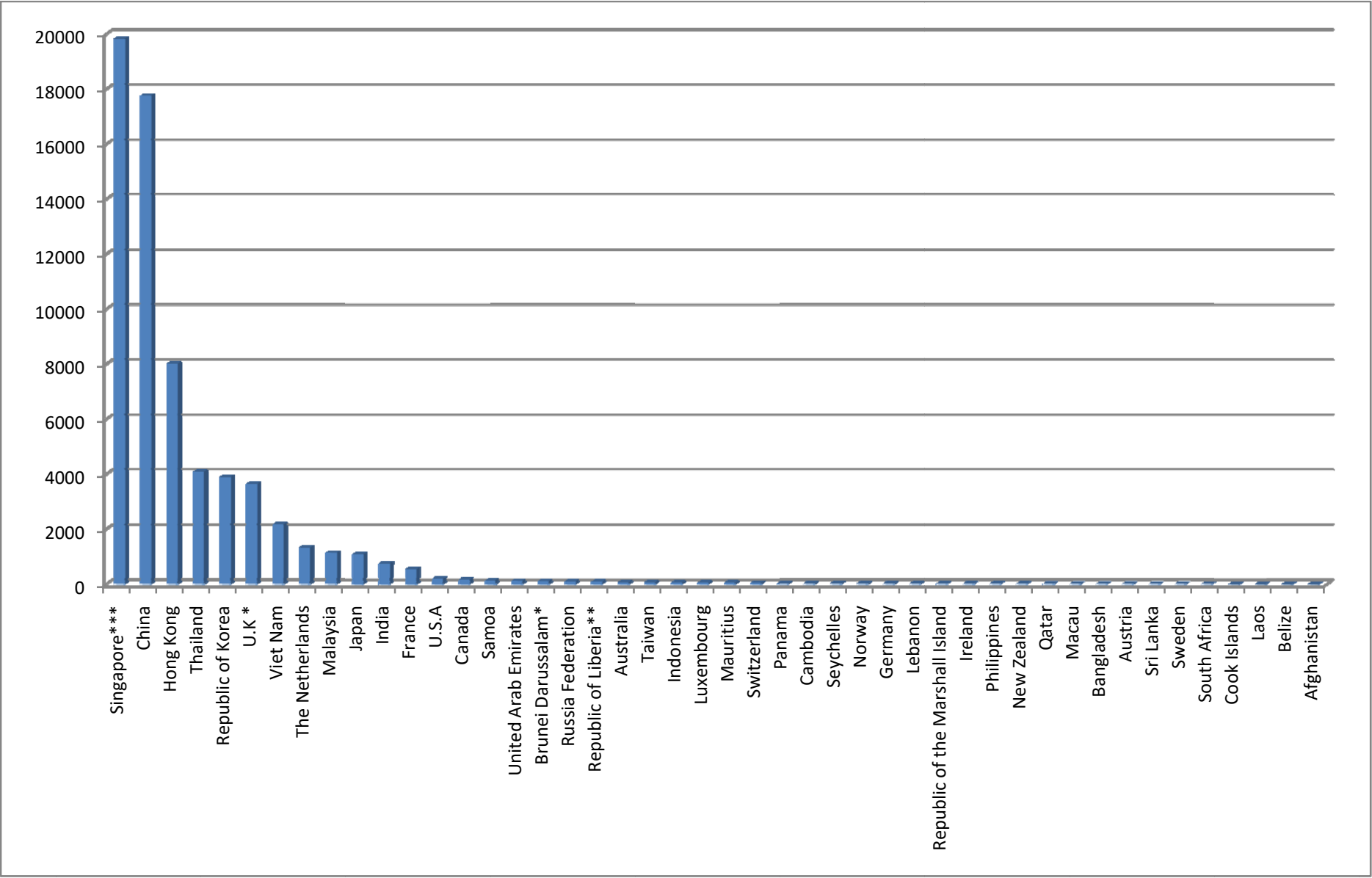


FOREIGN INVESTMENT OF EXISTING ENTERPRISES AS OF 31/5/2019

(BY COUNTRY)

(US \$ in million)

Sr. No.	Law	Particulars	Permitted Enterprises		
			No.	Approved Amount	%
1	Myanmar Investment Law	Singapore***	262	19818.257	30.24
2		China	313	17748.818	27.08
3		Hong Kong	176	8006.806	12.22
4		Thailand	83	4080.958	6.23
5		Republic of Korea	157	3887.367	5.93
6		U.K *	57	3630.184	5.54
7		Viet Nam	23	2163.603	3.30
8		The Netherlands	21	1320.389	2.01
9		Malaysia	36	1127.855	1.72
10		Japan	102	1077.811	1.64
11		India	27	752.067	1.15
12		France	5	540.400	0.82
13		U.S.A	5	189.231	0.29
14		Canada	6	163.813	0.25
15		Samoa	6	138.326	0.21
16		United Arab Emirates	21	108.327	0.17
17		Brunei Darussalam*	2	106.692	0.16
18		Russia Federation	2	94.000	0.14
19		Republic of Liberia**	4	79.201	0.12
20		Australia	5	69.538	0.11
21		Taiwan	27	66.807	0.10
22		Indonesia	7	55.233	0.08
23		Luxembourg	3	47.277	0.07
24		Mauritius	5	43.814	0.07
25		Switzerland	3	39.584	0.06
26		Panama	1	26.000	0.04
27		Cambodia	6	25.111	0.04
28		Seychelles	2	23.270	0.04
29		Norway	1	17.800	0.03
30		Germany	3	17.651	0.03
31		Lebanon	1	14.024	0.02
32		Republic of the Marshall Island	2	12.359	0.02
33		Ireland	1	8.053	0.01
34		Philippines	2	7.173	0.01
35		New Zealand	1	6.950	0.01
36		Qatar	1	4.500	0.01
37		Macau	1	3.640	0.01
38		Bangladesh	2	3.433	0.01
39		Austria	1	2.865	0.00
40		Sri Lanka	1	2.500	0.00
41		Sweden	1	2.050	0.00
42		South Africa	1	1.309	0.00
43		Cook Islands	1	1.150	0.00
44		Laos	1	0.883	0.00
45		Belize	1	0.810	0.00
46		Afghanistan	1	0.653	0.00
		FIL Total	1390	65538.542	100.00
*British Overseas Territories					
**The name of promoter and principal organization be changed from Singapore to Republic of Liberia					
***Lluvia Co., Ltd. (1097/2016 (9-3-2016) is added in manufacturing.					



FOREIGN INVESTMENT OF EXISTING ENTERPRISES AS OF 31/5/2019					
(BY COUNTRY)					
(US \$ in million)					
Sr.	Law	Particulars	Permitted Enterprises		
			No.	Approved Amount	%
No.					
1	Special Economic Zone Law	Singapore	26	638.652	37.90
2		Japan	36	522.288	30.99
3		Thailand	15	169.299	10.05
4		Korea	6	96.602	5.73
5		Hong Kong	6	59.150	3.51
6		Myanmar***	4	54.700	3.25
7		UK	1	20.000	1.19
8		United Arab Emirates	1	19.160	1.14
9		Malaysia	1	15.929	0.95
10		Austria	1	15.350	0.91
11		Taiwan	1	14.000	0.83
12		Panama	1	13.908	0.83
13		China	1	12.000	0.71
14		Australia	2	10.100	0.60
15		Brunei Darussalam	1	8.500	0.50
16		Viet Nam	2	7.580	0.45
17		France	1	3.700	0.22
18		Switzerland	1	3.000	0.18
19		Netherland	1	1.400	0.08
		SEZ Total	108	1685.318	100
*British Overseas Territories					
**The name of promoter and principal organization be changed from Singapore to Republic of Liberia					
* **Lhuvia Co., Ltd. (1097/2016 (9-3-2016) is added in manufacturing.					

Special Economic Zone Law

