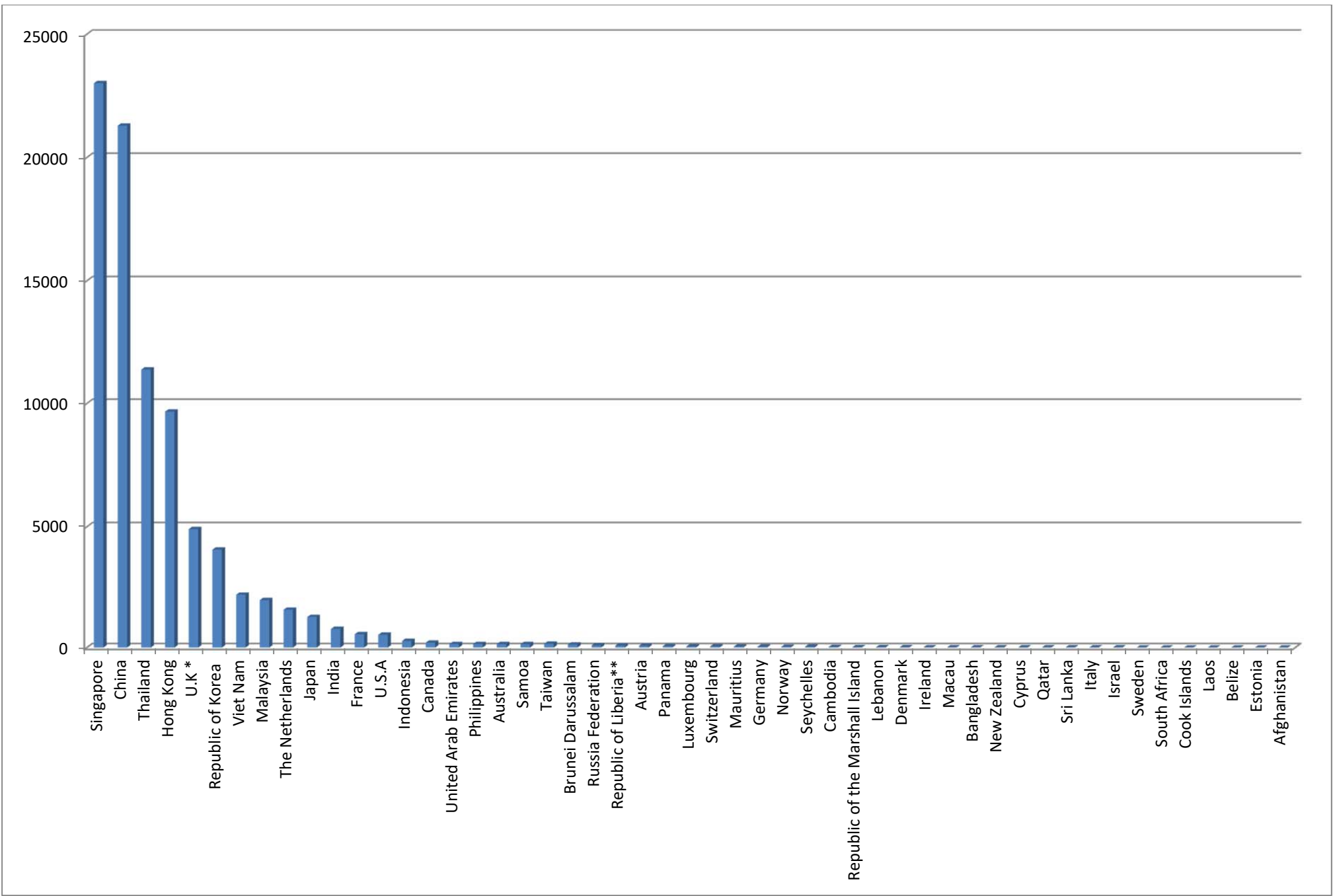


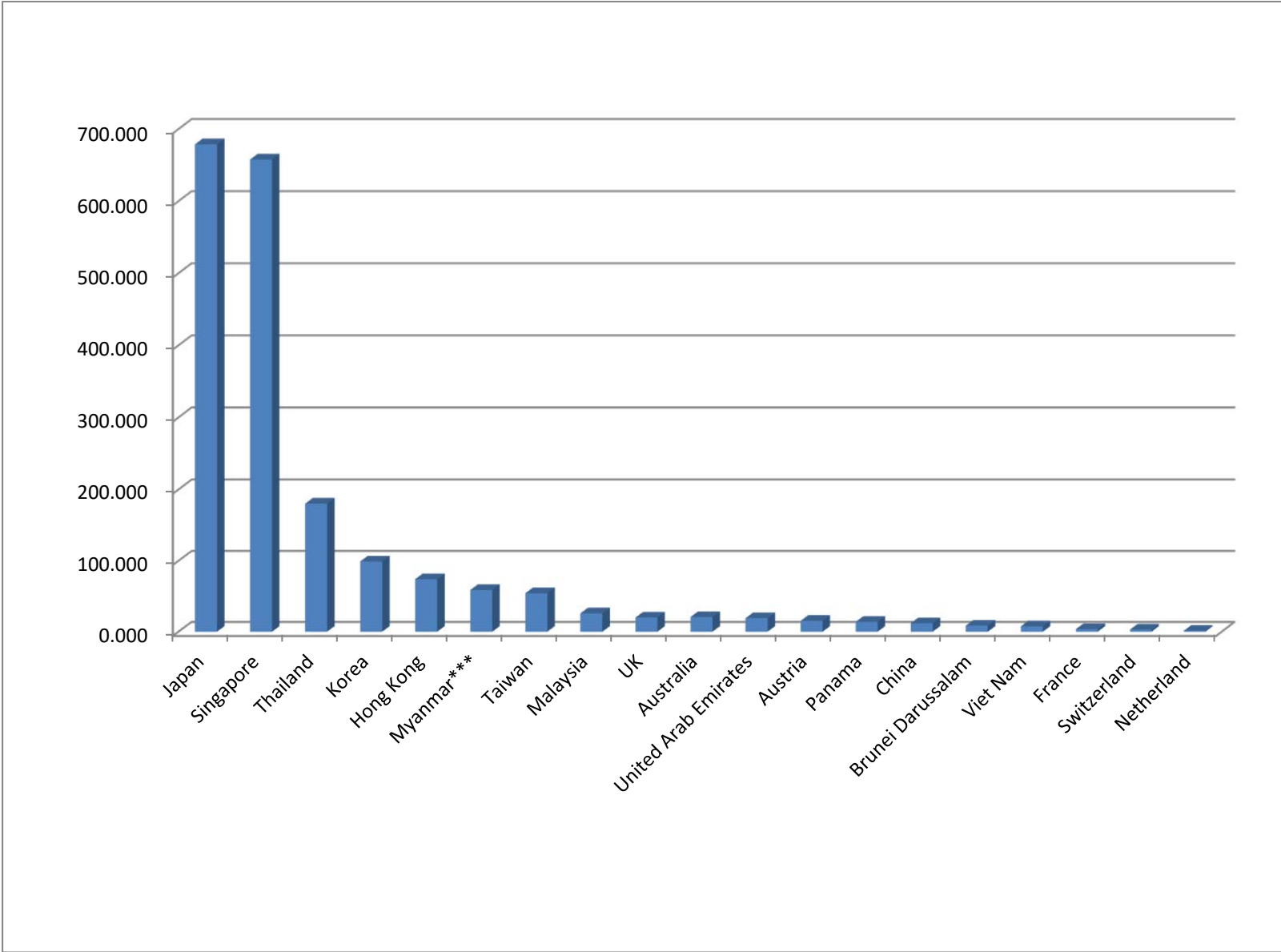
FOREIGN INVESTMENT OF PERMITTED ENTERPRISES AS OF (30/4/2020)					
( BY COUNTRY )					
( US \$ in million )					
Sr.	Law	Particulars	Permitted Enterprises		
No.			No.	Approved Amount	%
1	Myanmar Investment Law	Singapore	325	23013.485	27.02
2		China	472	21288.615	25.00
3		Thailand	140	11375.368	13.36
4		Hong Kong	259	9666.782	11.35
5		U.K *	103	4904.439	5.76
6		Republic of Korea	183	4057.332	4.76
7		Viet Nam	27	2188.203	2.57
8		Malaysia	71	1967.489	2.31
9		The Netherlands	25	1567.721	1.84
10		Japan	119	1266.099	1.49
11		India	34	771.838	0.91
12		France	23	552.110	0.65
13		U.S.A	22	531.136	0.62
14		Indonesia	16	274.530	0.32
15		Canada	20	203.594	0.24
16		United Arab Emirates	3	147.692	0.17
17		Philippines	3	147.173	0.17
18		Australia	18	145.799	0.17
19		Samoa	7	143.692	0.17
20		Taiwan	37	160.783	0.19
21		Brunei Darussalam	23	125.285	0.15
22		Russia Federation	2	94.000	0.11
23		Republic of Liberia**	4	79.201	0.09
24		Austria	2	74.365	0.09
25		Panama	2	55.101	0.06
26		Luxembourg	3	47.277	0.06
27		Switzerland	6	48.396	0.06
28		Mauritius	3	39.584	0.05
29		Germany	5	34.191	0.04
30		Norway	1	30.564	0.04
31		Seychelles	9	36.396	0.04
32		Cambodia	3	24.175	0.03
33		Republic of the Marshall Island	2	14.509	0.02
34		Lebanon	1	14.024	0.02
35		Denmark	1	13.370	0.02
36		Ireland	1	8.053	0.01
37		Macau	3	8.040	0.01
38		Bangladesh	5	7.890	0.01
39		New Zealand	1	6.950	0.01
40		Cyprus	1	5.250	0.01
41		Qatar	1	4.500	0.01
42		Sri Lanka	3	8.993	0.01
43		Italy	2	3.299	0.00
44		Israel	1	2.400	0.00
45		Sweden	1	2.050	0.00
46		South Africa	1	1.309	0.00
47		Cook Islands	1	1.150	0.00
48		Laos	1	0.883	0.00
49		Belize	1	0.810	0.00
50		Estonia	1	0.852	0.00
51		Afghanistan	1	0.653	0.00
		FIL Total	1999	85167.400	100.00
		*British Overseas Territories			
		**The name of promoter and principal organization be changed from Singapore to Republic of Liberia			
		***Lluvia Co., Ltd. (1097/2016 (9-3-2016) is added in manufacturing.			



**FOREIGN INVESTMENT OF PERMITTED ENTERPRISES AS OF (30/4/2020)**  
**( BY COUNTRY )**

( US \$ in million )

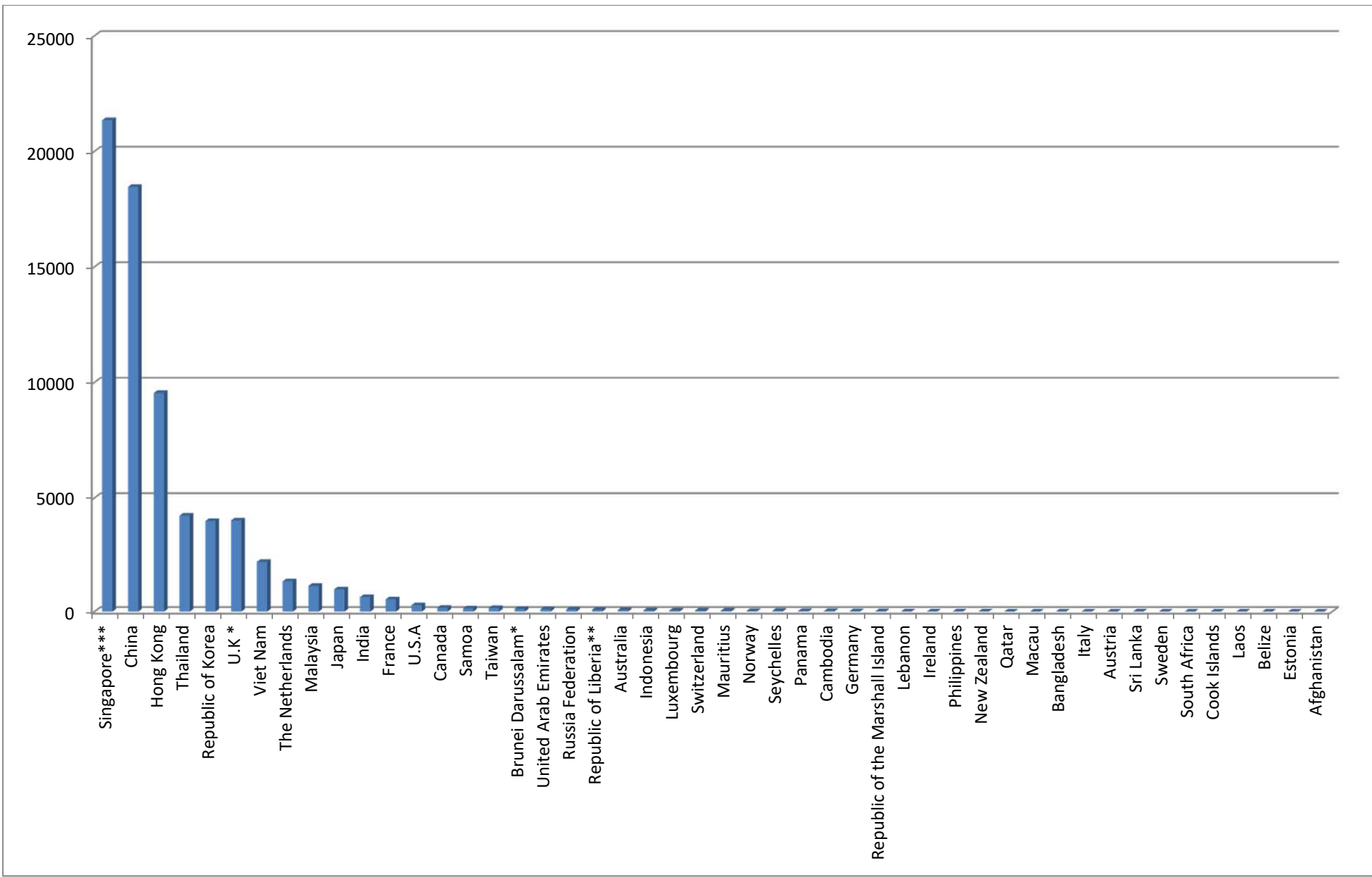
Sr. No.	Law	Particulars	Permitted Enterprises		
			No.	Approved Amount	%
1	Special Economic Zone Law	Japan	39	678.788	34.73
2		Singapore	27	657.702	33.65
3		Thailand	17	180.393	9.23
4		Korea	6	99.102	5.07
5		Hong Kong	7	74.121	3.79
6		Myanmar***	4	58.840	3.01
7		Taiwan	2	54.293	2.78
8		Malaysia	2	25.929	1.33
9		UK	1	20.000	1.02
10		Australia	2	20.700	1.06
11		United Arab Emirates	1	19.160	0.98
12		Austria	1	15.350	0.79
13		Panama	1	13.908	0.71
14		China	1	12.000	0.61
15		Brunei Darussalam	1	8.500	0.43
16		Viet Nam	2	7.580	0.39
17		France	1	3.700	0.19
18		Switzerland	1	3.000	0.15
19		Netherland	1	1.400	0.07
		<b>SEZ Total</b>	<b>117</b>	<b>1954.466</b>	<b>100</b>
*British Overseas Territories					
**The name of promoter and principal organization be changed from Singapore to Republic of Liberia					
***Luvia Co., Ltd. (1097/2016 (9-3-2016) is added in manufacturing.					



**FOREIGN INVESTMENT OF EXISTING ENTERPRISES AS OF 30/4/2020  
( BY COUNTRY )**

( US \$ in million )

Sr. No.	Law	Particulars	Permitted Enterprises		
			No.	Approved Amount	%
1	Myanmar Investment Law	Singapore***	275	21348.746	30.49
2		China	439	18460.109	26.37
3		Hong Kong	234	9542.213	13.63
4		Thailand	96	4224.171	6.03
5		Republic of Korea	166	3982.817	5.69
6		U.K *	65	4013.305	5.73
7		Viet Nam	27	2188.203	3.13
8		The Netherlands	22	1333.221	1.90
9		Malaysia	41	1132.220	1.62
10		Japan	103	981.771	1.40
11		India	29	639.338	0.91
12		France	7	542.280	0.77
13		U.S.A	7	287.571	0.41
14		Canada	6	163.813	0.23
15		Samoa	6	140.492	0.20
16		Taiwan	37	160.783	0.23
17		Brunei Darussalam*	21	121.445	0.17
18		United Arab Emirates	1	105.000	0.15
19		Russia Federation	2	94.000	0.13
20		Republic of Liberia**	4	79.201	0.11
21		Australia	5	69.538	0.10
22		Indonesia	7	55.233	0.08
23		Luxembourg	3	47.277	0.07
24		Switzerland	5	45.014	0.06
25		Mauritius	3	39.584	0.06
26		Norway	1	30.564	0.04
27		Seychelles	9	36.396	0.05
28		Panama	1	26.000	0.04
29		Cambodia	2	23.270	0.03
30		Germany	4	19.191	0.03
31		Republic of the Marshall Island	2	14.509	0.02
32		Lebanon	1	14.024	0.02
33		Ireland	1	8.053	0.01
34		Philippines	2	7.173	0.01
35		New Zealand	1	6.950	0.01
36		Qatar	1	4.500	0.01
37		Macau	1	3.640	0.01
38		Bangladesh	2	3.433	0.00
39		Italy	2	3.299	0.00
40		Austria	1	2.865	0.00
41		Sri Lanka	2	7.993	0.01
42		Sweden	1	2.050	0.00
43		South Africa	1	1.309	0.00
44		Cook Islands	1	1.150	0.00
45		Laos	1	0.883	0.00
46		Belize	1	0.810	0.00
47		Estonia	1	0.852	0.00
48		Afghanistan	1	0.653	0.00
		<b>FIL Total</b>	<b>1651</b>	<b>70016.912</b>	<b>100.00</b>
	*British Overseas Territories				
	**The name of promoter and principal organization be changed from Singapore to Republic of Liberia				
	***Lluvia Co., Ltd. (1097/2016 (9-3-2016) is added in manufacturing.				



<b>FOREIGN INVESTMENT OF EXISTING ENTERPRISES AS OF 30/4/2020</b>					
<b>( BY COUNTRY )</b>					
<b>( US \$ in million )</b>					
Sr.	Law	Particulars	Permitted Enterprises		
No.			No.	Approved Amount	%
1	Special Economic Zone Law	Japan	37	669.788	34.57
2		Singapore	26	649.702	33.53
3		Thailand	17	180.393	9.31
4		Korea	6	99.102	5.12
5		Hong Kong	7	74.121	3.83
6		Myanmar***	4	58.840	3.04
7		Taiwan	2	54.293	2.80
8		Malaysia	2	25.929	1.34
9		UK	1	20.000	1.03
10		Australia	2	20.700	1.07
11		United Arab Emirates	1	19.160	0.99
12		Austria	1	15.350	0.79
13		Panama	1	13.908	0.72
14		China	1	12.000	0.62
15		Brunei Darussalam	1	8.500	0.44
16		Viet Nam	2	7.580	0.39
17		France	1	3.700	0.19
18		Switzerland	1	3.000	0.15
19		Netherland	1	1.400	0.07
		<b>SEZ Total</b>	<b>114</b>	<b>1937.466</b>	<b>100</b>
*British Overseas Territories					
**The name of promoter and principal organization be changed from Singapore to Republic of Liberia					
***Lhuvia Co., Ltd. (1097/2016 (9-3-2016) is added in manufacturing.					

