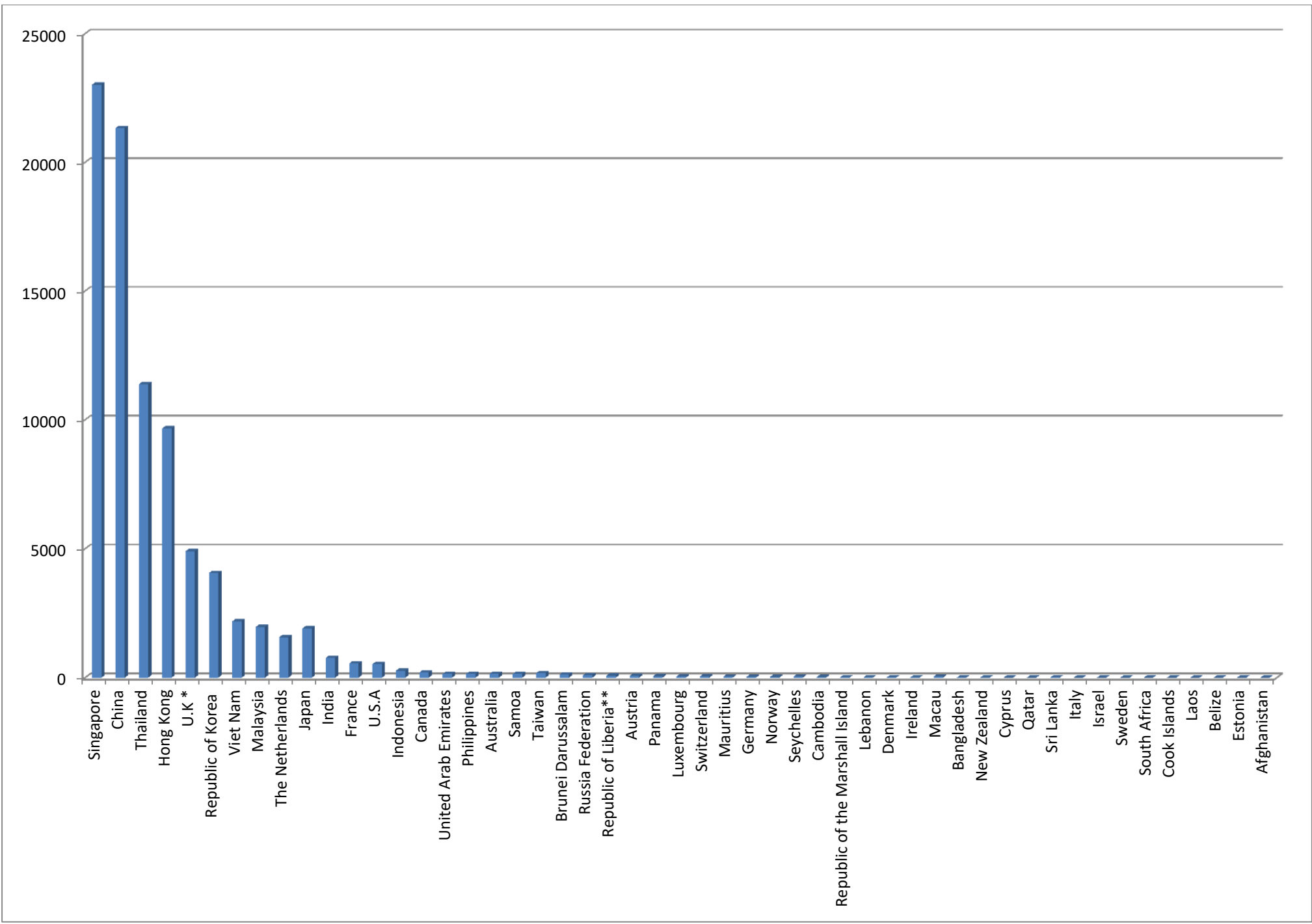


FOREIGN INVESTMENT OF PERMITTED ENTERPRISES AS OF (31/5/2020)					
(BY COUNTRY)					
(US \$ in million)					
Sr.	Law	Particulars	Permitted Enterprises		
			No.	Approved Amount	%
No.					
1		Singapore	326	23016.685	26.79
2		China	481	21327.393	24.82
3		Thailand	141	11376.568	13.24
4		Hong Kong	259	9667.082	11.25
5		U.K *	103	4904.439	5.71
6		Republic of Korea	184	4059.532	4.73
7		Viet Nam	27	2188.203	2.55
8		Malaysia	71	1967.489	2.29
9		The Netherlands	25	1567.721	1.82
10		Japan	120	1914.099	2.23
11		India	34	771.838	0.90
12		France	23	552.110	0.64
13		U.S.A	22	531.136	0.62
14		Indonesia	16	274.530	0.32
15		Canada	20	203.594	0.24
16		United Arab Emirates	3	147.692	0.17
17		Philippines	3	147.173	0.17
18		Australia	18	145.799	0.17
19		Samoa	7	143.692	0.17
20		Taiwan	39	178.731	0.21
21		Brunei Darussalam	23	125.285	0.15
22		Russia Federation	2	94.000	0.11
23		Republic of Liberia**	4	79.201	0.09
24		Austria	2	74.365	0.09
25	Myanmar	Panama	2	55.101	0.06
26	Investment	Luxembourg	3	47.277	0.06
27	Law	Switzerland	6	48.396	0.06
28		Mauritius	3	39.584	0.05
29		Germany	5	34.191	0.04
30		Norway	1	30.564	0.04
31		Seychelles	9	36.396	0.04
32		Cambodia	3	24.175	0.03
33		Republic of the Marshall Island	2	14.509	0.02
34		Lebanon	1	14.024	0.02
35		Denmark	1	13.370	0.02
36		Ireland	1	8.053	0.01
37		Macau	4	43.930	0.05
38		Bangladesh	5	7.890	0.01
39		New Zealand	1	6.950	0.01
40		Cyprus	1	5.250	0.01
41		Qatar	1	4.500	0.01
42		Sri Lanka	3	8.993	0.01
43		Italy	2	3.299	0.00
44		Israel	1	2.400	0.00
45		Sweden	1	2.050	0.00
46		South Africa	1	1.309	0.00
47		Cook Islands	1	1.150	0.00
48		Laos	1	0.883	0.00
49		Belize	1	0.810	0.00
50		Estonia	1	0.852	0.00
51		Afghanistan	1	0.653	0.00
		FIL Total	2015	85914.916	100.00
*British Overseas Territories					
**The name of promoter and principal organization be changed from Singapore to Republic of Liberia					
***Lhuvia Co., Ltd. (1097/2016 (9-3-2016) is added in manufacturing.					



FOREIGN INVESTMENT OF PERMITTED ENTERPRISES AS OF (31/5/2020)
(BY COUNTRY)

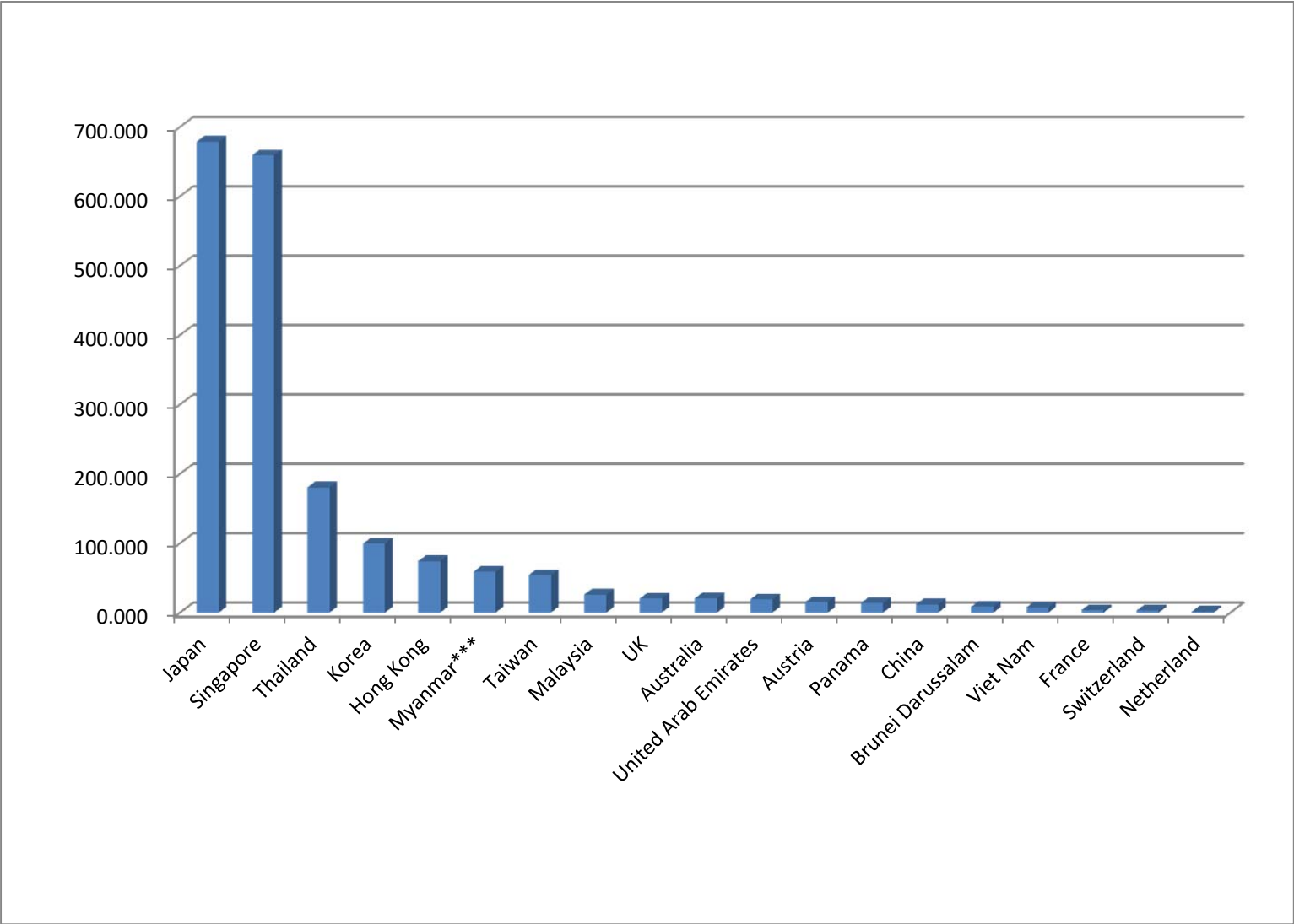
(US \$ in million)

Sr. No.	Law	Particulars	Permitted Enterprises		
			No.	Approved Amount	%
1	Special Economic Zone Law	Japan	39	678.788	34.71
2		Singapore	27	658.902	33.69
3		Thailand	17	180.393	9.22
4		Korea	6	99.102	5.07
5		Hong Kong	7	74.121	3.79
6		Myanmar***	4	58.840	3.01
7		Taiwan	2	54.293	2.78
8		Malaysia	2	25.929	1.33
9		UK	1	20.000	1.02
10		Australia	2	20.700	1.06
11		United Arab Emirates	1	19.160	0.98
12		Austria	1	15.350	0.78
13		Panama	1	13.908	0.71
14		China	1	12.000	0.61
15		Brunei Darussalam	1	8.500	0.43
16		Viet Nam	2	7.580	0.39
17		France	1	3.700	0.19
18		Switzerland	1	3.000	0.15
19		Netherland	1	1.400	0.07
		SEZ Total	117	1955.666	100

*British Overseas Territories

**The name of promoter and principal organization be changed from Singapore to Republic of Liberia

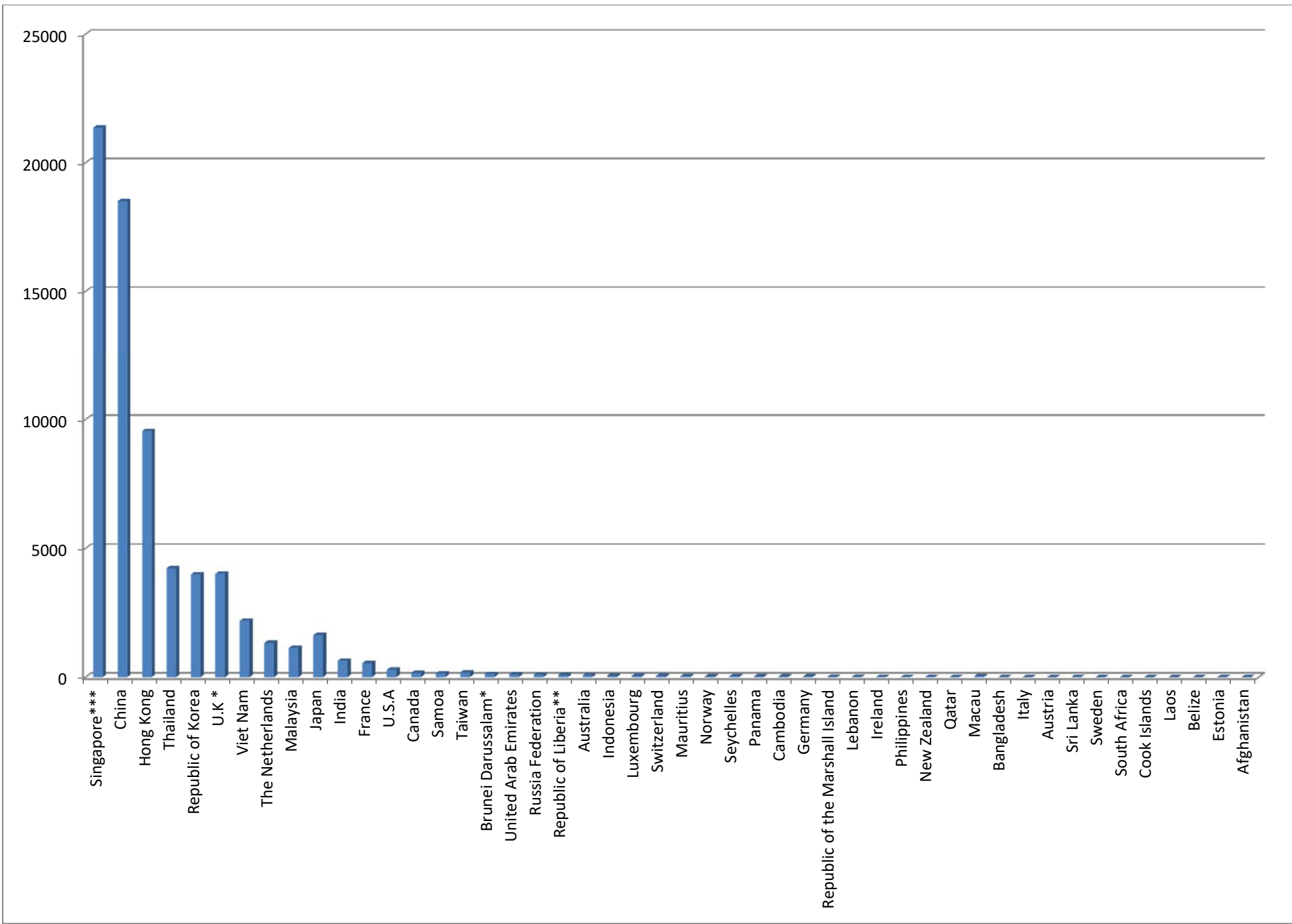
***Lluvia Co., Ltd. (1097/2016 (9-3-2016) is added in manufacturing.



**FOREIGN INVESTMENT OF EXISTING ENTERPRISES AS OF 31/5/2020
(BY COUNTRY)**

(US \$ in million)

Sr. No.	Law	Particulars	Permitted Enterprises		
			No.	Approved Amount	%
1		Singapore***	276	21351.946	30.17
2		China	448	18498.887	26.14
3		Hong Kong	234	9542.513	13.48
4		Thailand	97	4225.371	5.97
5		Republic of Korea	167	3985.017	5.63
6		U.K *	65	4013.305	5.67
7		Viet Nam	27	2188.203	3.09
8		The Netherlands	22	1333.221	1.88
9		Malaysia	41	1132.220	1.60
10		Japan	104	1629.771	2.30
11		India	29	639.338	0.90
12		France	7	542.280	0.77
13		U.S.A	7	287.571	0.41
14		Canada	6	163.813	0.23
15		Samoa	6	140.492	0.20
16		Taiwan	39	178.731	0.25
17		Brunei Darussalam*	21	121.445	0.17
18		United Arab Emirates	1	105.000	0.15
19		Russia Federation	2	94.000	0.13
20		Republic of Liberia**	4	79.201	0.11
21		Australia	5	69.538	0.10
22		Indonesia	7	55.233	0.08
23	Myanmar Investment Law	Luxembourg	3	47.277	0.07
24		Switzerland	5	45.014	0.06
25		Mauritius	3	39.584	0.06
26		Norway	1	30.564	0.04
27		Seychelles	9	36.396	0.05
28		Panama	1	26.000	0.04
29		Cambodia	2	23.270	0.03
30		Germany	4	19.191	0.03
31		Republic of the Marshall Island	2	14.509	0.02
32		Lebanon	1	14.024	0.02
33		Ireland	1	8.053	0.01
34		Philippines	2	7.173	0.01
35		New Zealand	1	6.950	0.01
36		Qatar	1	4.500	0.01
37		Macau	2	39.530	0.06
38		Bangladesh	2	3.433	0.00
39	Italy	2	3.299	0.00	
40	Austria	1	2.865	0.00	
41	Sri Lanka	2	7.993	0.01	
42	Sweden	1	2.050	0.00	
43	South Africa	1	1.309	0.00	
44	Cook Islands	1	1.150	0.00	
45	Laos	1	0.883	0.00	
46	Belize	1	0.810	0.00	
47	Estonia	1	0.852	0.00	
48	Afghanistan	1	0.653	0.00	
		FIL Total	1667	70764.428	100.00
		*British Overseas Territories			
		**The name of promoter and principal organization be changed from Singapore to Republic of Liberia			
		***Lhuvia Co., Ltd. (1097/2016 (9-3-2016) is added in manufacturing.			



**FOREIGN INVESTMENT OF EXISTING ENTERPRISES AS OF 31/5/2020
(BY COUNTRY)**

(US \$ in million)

Sr. No.	Law	Particulars	Permitted Enterprises		
			No.	Approved Amount	%
1	Special Economic Zone Law	Japan	37	669.788	34.55
2		Singapore	26	650.902	33.57
3		Thailand	17	180.393	9.31
4		Korea	6	99.102	5.11
5		Hong Kong	7	74.121	3.82
6		Myanmar***	4	58.840	3.04
7		Taiwan	2	54.293	2.80
8		Malaysia	2	25.929	1.34
9		UK	1	20.000	1.03
10		Australia	2	20.700	1.07
11		United Arab Emirates	1	19.160	0.99
12		Austria	1	15.350	0.79
13		Panama	1	13.908	0.72
14		China	1	12.000	0.62
15		Brunei Darussalam	1	8.500	0.44
16		Viet Nam	2	7.580	0.39
17		France	1	3.700	0.19
18		Switzerland	1	3.000	0.15
19		Netherland	1	1.400	0.07
		SEZ Total	114	1938.666	100
*British Overseas Territories					
**The name of promoter and principal organization be changed from Singapore to Republic of Liberia					
***Lluvia Co., Ltd. (1097/2016 (9-3-2016) is added in manufacturing.					

