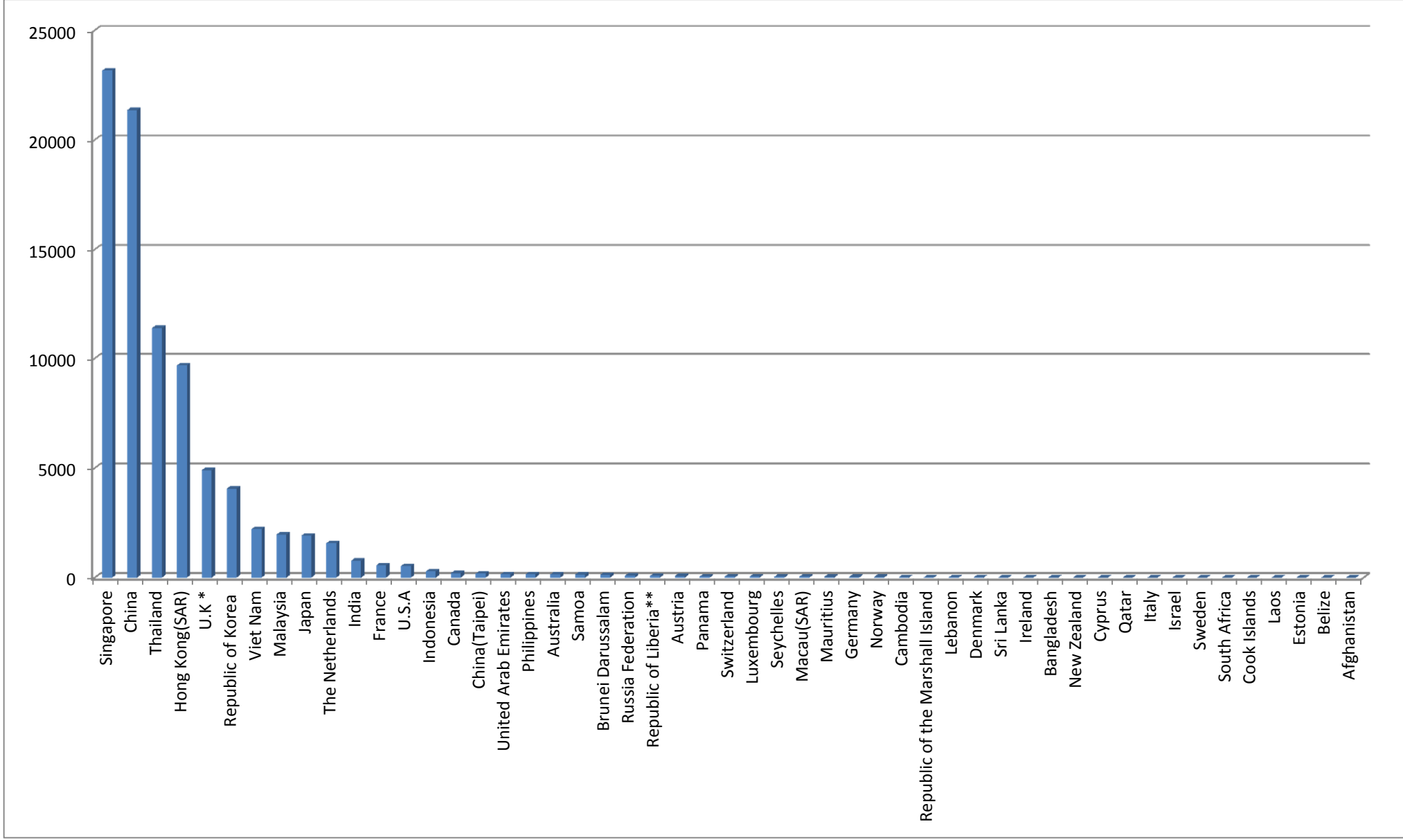


| FOREIGN INVESTMENT OF PERMITTED ENTERPRISES AS OF (30/6/2020) | | | | | |
|---|------------|--|-----------------------|-----------|--------|
| (BY COUNTRY) | | | | | |
| (US \$ in million) | | | | | |
| Sr. | Law | Particulars | Permitted Enterprises | | |
| | | | No. | Approved | % |
| No. | | | | Amount | |
| 1 | | Singapore | 327 | 23157.493 | 26.88 |
| 2 | | China | 490 | 21350.668 | 24.78 |
| 3 | | Thailand | 142 | 11382.568 | 13.21 |
| 4 | | Hong Kong(SAR) | 261 | 9678.656 | 11.24 |
| 5 | | U.K * | 103 | 4904.439 | 5.69 |
| 6 | | Republic of Korea | 184 | 4057.778 | 4.71 |
| 7 | | Viet Nam | 28 | 2216.203 | 2.57 |
| 8 | | Malaysia | 71 | 1967.489 | 2.28 |
| 9 | | Japan | 120 | 1914.896 | 2.22 |
| 10 | | The Netherlands | 25 | 1567.721 | 1.82 |
| 11 | | India | 34 | 771.838 | 0.90 |
| 12 | | France | 24 | 555.860 | 0.65 |
| 13 | | U.S.A | 22 | 531.136 | 0.62 |
| 14 | | Indonesia | 17 | 283.057 | 0.33 |
| 15 | | Canada | 20 | 203.594 | 0.24 |
| 16 | | China(Taipei) | 40 | 181.731 | 0.21 |
| 17 | | United Arab Emirates | 3 | 147.692 | 0.17 |
| 18 | | Philippines | 3 | 147.173 | 0.17 |
| 19 | | Australia | 18 | 145.799 | 0.17 |
| 20 | | Samoa | 7 | 143.692 | 0.17 |
| 21 | | Brunei Darussalam | 23 | 125.285 | 0.15 |
| 22 | | Russia Federation | 2 | 94.000 | 0.11 |
| 23 | | Republic of Liberia** | 4 | 79.201 | 0.09 |
| 24 | | Austria | 2 | 74.365 | 0.09 |
| 25 | Myanmar | Panama | 2 | 55.101 | 0.06 |
| 26 | Investment | Switzerland | 6 | 48.396 | 0.06 |
| 27 | Law | Luxembourg | 3 | 47.277 | 0.05 |
| 28 | | Seychelles | 10 | 44.396 | 0.05 |
| 29 | | Macau(SAR) | 4 | 43.930 | 0.05 |
| 30 | | Mauritius | 3 | 39.584 | 0.05 |
| 31 | | Germany | 5 | 34.191 | 0.04 |
| 32 | | Norway | 1 | 30.564 | 0.04 |
| 33 | | Cambodia | 3 | 24.175 | 0.03 |
| 34 | | Republic of the Marshall Island | 2 | 14.509 | 0.02 |
| 35 | | Lebanon | 1 | 14.024 | 0.02 |
| 36 | | Denmark | 1 | 13.370 | 0.02 |
| 37 | | Sri Lanka | 3 | 8.993 | 0.01 |
| 38 | | Ireland | 1 | 8.053 | 0.01 |
| 39 | | Bangladesh | 5 | 7.890 | 0.01 |
| 40 | | New Zealand | 1 | 6.950 | 0.01 |
| 41 | | Cyprus | 1 | 5.250 | 0.01 |
| 42 | | Qatar | 1 | 4.500 | 0.01 |
| 43 | | Italy | 2 | 3.299 | 0.00 |
| 44 | | Israel | 1 | 2.400 | 0.00 |
| 45 | | Sweden | 1 | 2.050 | 0.00 |
| 46 | | South Africa | 1 | 1.309 | 0.00 |
| 47 | | Cook Islands | 1 | 1.150 | 0.00 |
| 48 | | Laos | 1 | 0.883 | 0.00 |
| 49 | | Estonia | 1 | 0.852 | 0.00 |
| 50 | | Belize | 1 | 0.810 | 0.00 |
| 51 | | Afghanistan | 1 | 0.653 | 0.00 |
| | | FIL Total | 2033 | 86146.893 | 100.00 |
| | | *British Overseas Territories | | | |
| | | **The name of promoter and principal organization be changed from Singapore to Republic of Liberia | | | |
| | | ***Lhuvia Co., Ltd. (1097/2016 (9-3-2016) is added in manufacturing. | | | |

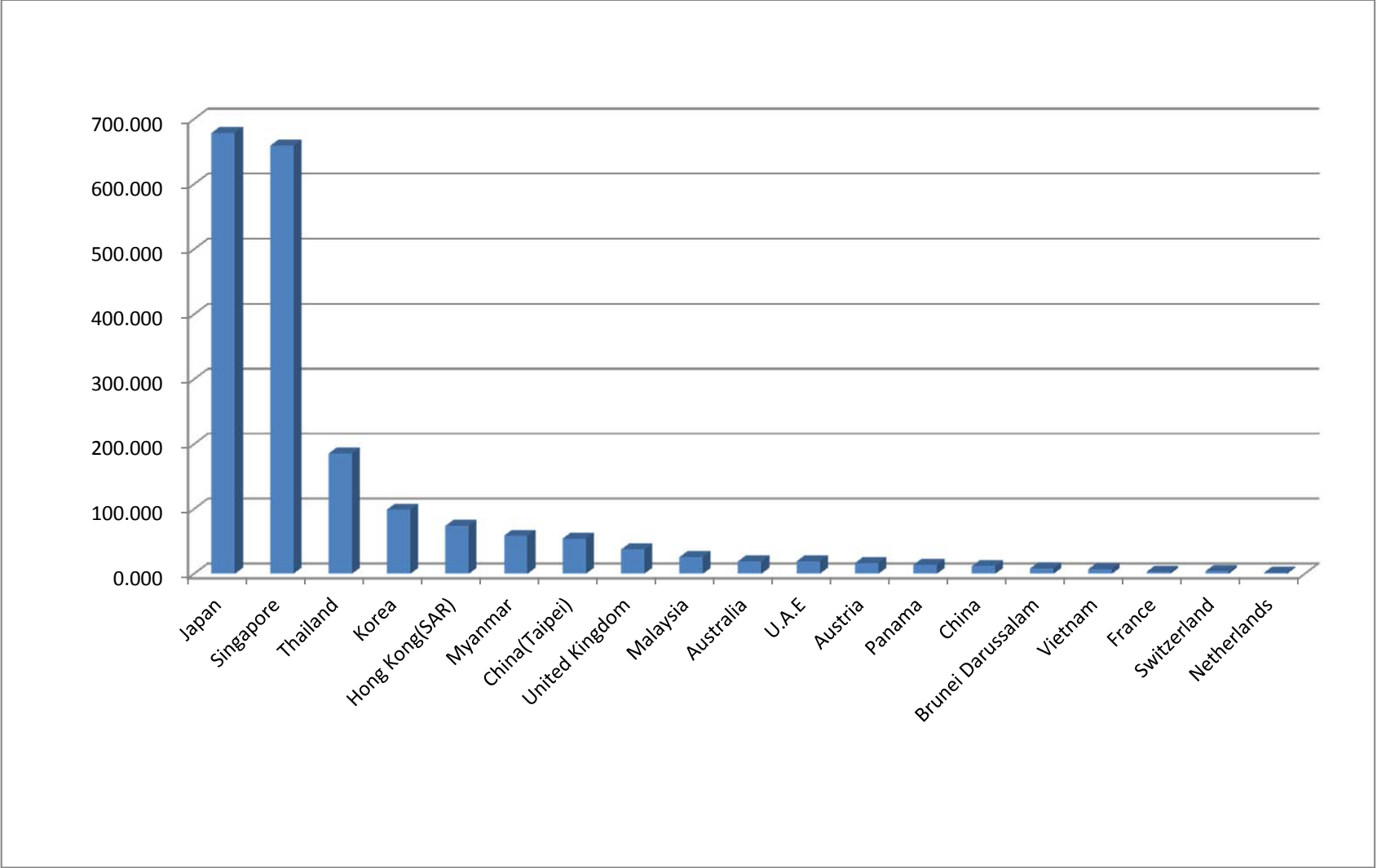


FOREIGN INVESTMENT OF PERMITTED ENTERPRISES AS OF (30/6/2020)

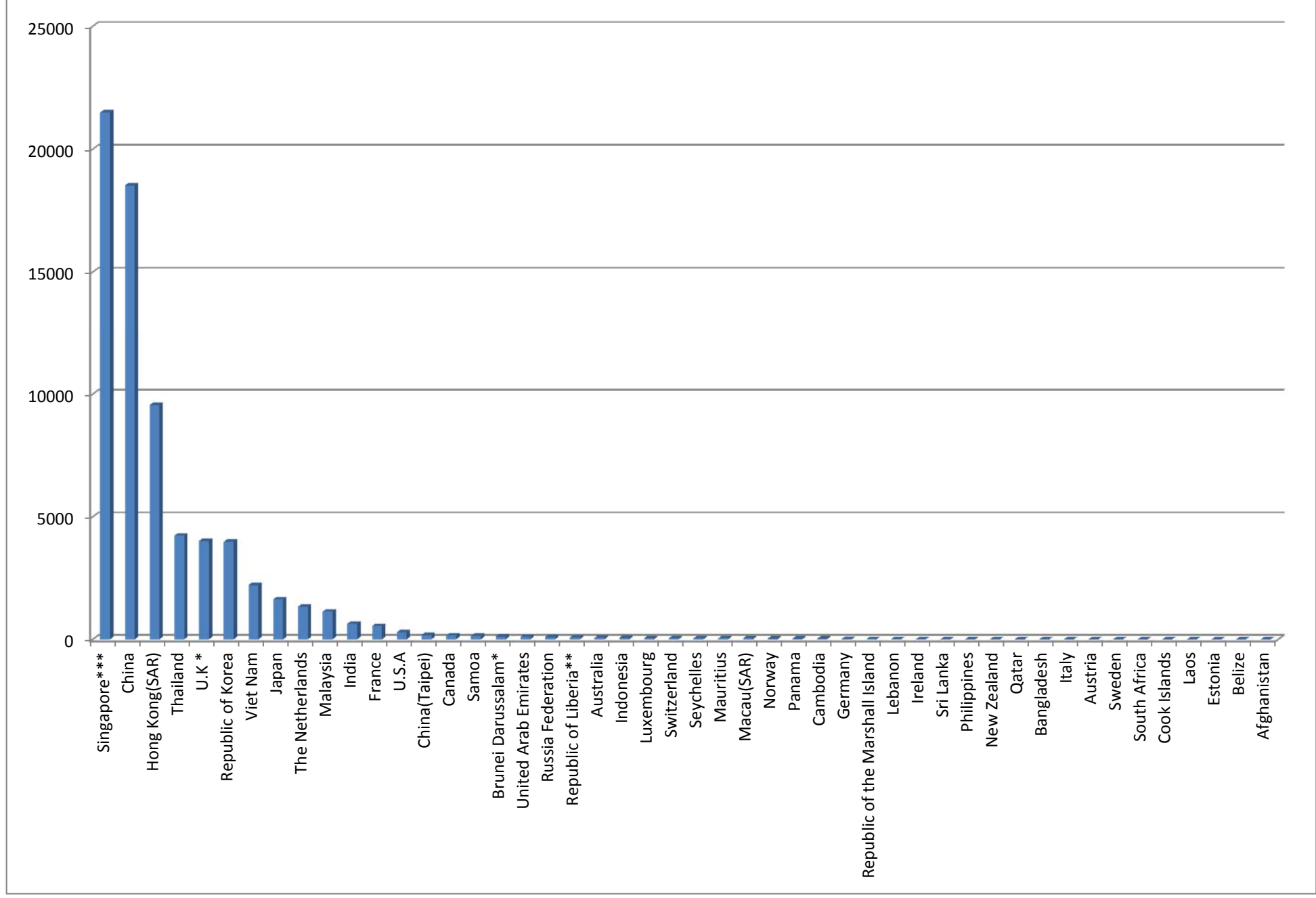
(BY COUNTRY)

(US \$ in million)

| Sr. No. | Law | Particulars | Permitted Enterprises | | |
|--|---------------------------------|-------------------|-----------------------|--------------------|------------|
| | | | No. | Approved Amount | % |
| 1 | Special Economic Zone Law | Japan | 39 | 678.788 | 34.30 |
| 2 | | Singapore | 27 | 658.902 | 33.29 |
| 3 | | Thailand | 17 | 185.393 | 9.37 |
| 4 | | Korea | 6 | 99.102 | 5.01 |
| 5 | | Hong Kong(SAR) | 7 | 74.121 | 3.75 |
| 6 | | Myanmar | 4 | 58.840 | 2.97 |
| 7 | | China(Taipei) | 2 | 54.293 | 2.74 |
| 8 | | United Kingdom | 2 | 37.500 | 1.89 |
| 9 | | Malaysia | 2 | 25.929 | 1.31 |
| 10 | | Australia | 2 | 19.323 | 0.98 |
| 11 | | U.A.E | 1 | 19.160 | 0.97 |
| 12 | | Austria | 1 | 16.727 | 0.85 |
| 13 | | Panama | 1 | 13.908 | 0.70 |
| 14 | | China | 1 | 12.000 | 0.61 |
| 15 | | Brunei Darussalam | 1 | 8.500 | 0.43 |
| 16 | | Vietnam | 2 | 7.580 | 0.38 |
| 17 | | France | 1 | 3.700 | 0.19 |
| 18 | | Switzerland | 1 | 4.000 | 0.20 |
| 19 | | Netherlands | 1 | 1.400 | 0.07 |
| | | SEZ Total | 118 | 1979.166 | 100 |
| *British Overseas Territories | | | | | |
| **The name of promoter and principal organization be changed from Singapore to Republic of Liberia | | | | | |
| * **Lluvia Co., Ltd. (1097/2016 (9-3-2016) is added in manufacturing. | | | | | |



| FOREIGN INVESTMENT OF EXISTING ENTERPRISES AS OF 30/6/2020 | | | | | |
|--|--|--------------------------------|-----------------------|--------------------|---------------|
| (BY COUNTRY) | | | | | |
| (US \$ in million) | | | | | |
| Sr. | Law | Particulars | Permitted Enterprises | | |
| No. | | | No. | Approved Amount | % |
| 1 | | Singapore*** | 277 | 21492.754 | 30.27 |
| 2 | | China | 457 | 18522.162 | 26.09 |
| 3 | | Hong Kong(SAR) | 236 | 9554.087 | 13.46 |
| 4 | | Thailand | 97 | 4229.934 | 5.96 |
| 5 | | U.K * | 65 | 4013.305 | 5.65 |
| 6 | | Republic of Korea | 167 | 3983.263 | 5.61 |
| 7 | | Viet Nam | 28 | 2216.203 | 3.12 |
| 8 | | Japan | 104 | 1630.568 | 2.30 |
| 9 | | The Netherlands | 22 | 1333.221 | 1.88 |
| 10 | | Malaysia | 41 | 1132.220 | 1.59 |
| 11 | | India | 29 | 639.338 | 0.90 |
| 12 | | France | 8 | 546.030 | 0.77 |
| 13 | | U.S.A | 7 | 287.571 | 0.41 |
| 14 | | China(Taipei) | 40 | 181.731 | 0.26 |
| 15 | | Canada | 6 | 163.813 | 0.23 |
| 16 | | Samoa | 6 | 140.492 | 0.20 |
| 17 | | Brunei Darussalam* | 21 | 121.445 | 0.17 |
| 18 | | United Arab Emirates | 1 | 105.000 | 0.15 |
| 19 | | Russia Federation | 2 | 94.000 | 0.13 |
| 20 | | Republic of Liberia** | 4 | 79.201 | 0.11 |
| 21 | | Australia | 5 | 69.538 | 0.10 |
| 22 | | Indonesia | 8 | 63.760 | 0.09 |
| 23 | Myanmar Investment Law | Luxembourg | 3 | 47.277 | 0.07 |
| 24 | | Switzerland | 5 | 45.014 | 0.06 |
| 25 | | Seychelles | 10 | 44.396 | 0.06 |
| 26 | | Mauritius | 3 | 39.584 | 0.06 |
| 27 | | Macau(SAR) | 2 | 39.530 | 0.06 |
| 28 | | Norway | 1 | 30.564 | 0.04 |
| 29 | | Panama | 1 | 26.000 | 0.04 |
| 30 | | Cambodia | 2 | 23.270 | 0.03 |
| 31 | | Germany | 4 | 19.191 | 0.03 |
| 32 | | Republic of the Marshall Islan | 2 | 14.509 | 0.02 |
| 33 | | Lebanon | 1 | 14.024 | 0.02 |
| 34 | | Ireland | 1 | 8.053 | 0.01 |
| 35 | | Sri Lanka | 2 | 7.993 | 0.01 |
| 36 | | Philippines | 2 | 7.173 | 0.01 |
| 37 | | New Zealand | 1 | 6.950 | 0.01 |
| 38 | | Qatar | 1 | 4.500 | 0.01 |
| 39 | Bangladesh | 2 | 3.433 | 0.00 | |
| 40 | Italy | 2 | 3.299 | 0.00 | |
| 41 | Austria | 1 | 2.865 | 0.00 | |
| 42 | Sweden | 1 | 2.050 | 0.00 | |
| 43 | South Africa | 1 | 1.309 | 0.00 | |
| 44 | Cook Islands | 1 | 1.150 | 0.00 | |
| 45 | Laos | 1 | 0.883 | 0.00 | |
| 46 | Estonia | 1 | 0.852 | 0.00 | |
| 47 | Belize | 1 | 0.810 | 0.00 | |
| 48 | Afghanistan | 1 | 0.653 | 0.00 | |
| | | FIL Total | 1684 | 70994.968 | 100.00 |
| | *British Overseas Territories | | | | |
| | **The name of promoter and principal organization be changed from Singapore to Republic of Liberia | | | | |
| | ***Lhuvia Co., Ltd. (1097/2016 (9-3-2016) is added in manufacturing. | | | | |



**FOREIGN INVESTMENT OF EXISTING ENTERPRISES AS OF 30/6/2020
(BY COUNTRY)**

(US \$ in million)

| Sr. No. | Law | Particulars | Permitted Enterprises | | |
|---|---------------------------------|-------------------|-----------------------|--------------------|------------|
| | | | No. | Approved Amount | % |
| 1 | Special Economic Zone Law | Japan | 37 | 669.788 | 34.14 |
| 2 | | Singapore | 26 | 650.902 | 33.17 |
| 3 | | Thailand | 17 | 185.393 | 9.45 |
| 4 | | Korea | 6 | 99.102 | 5.05 |
| 5 | | Hong Kong(SAR) | 7 | 74.121 | 3.78 |
| 6 | | Myanmar | 4 | 58.840 | 3.00 |
| 7 | | China(Taipei) | 2 | 54.293 | 2.77 |
| 8 | | United Kingdom | 2 | 37.500 | 1.91 |
| 9 | | Malaysia | 2 | 25.929 | 1.32 |
| 10 | | Australia | 2 | 19.323 | 0.98 |
| 11 | | U.A.E | 1 | 19.160 | 0.98 |
| 12 | | Austria | 1 | 16.727 | 0.85 |
| 13 | | Panama | 1 | 13.908 | 0.71 |
| 14 | | China | 1 | 12.000 | 0.61 |
| 15 | | Brunei Darussalam | 1 | 8.500 | 0.43 |
| 16 | | Vietnam | 2 | 7.580 | 0.39 |
| 17 | | Switzerland | 1 | 4.000 | 0.20 |
| 18 | | France | 1 | 3.700 | 0.19 |
| 19 | | Netherlands | 1 | 1.400 | 0.07 |
| | | SEZ Total | 115 | 1962.166 | 100 |
| *British Overseas Territories | | | | | |
| ** The name of promoter and principal organization be changed from Singapore to Republic of Liberia | | | | | |
| * **Lluvia Co., Ltd. (1097/2016 (9-3-2016) is added in manufacturing. | | | | | |

