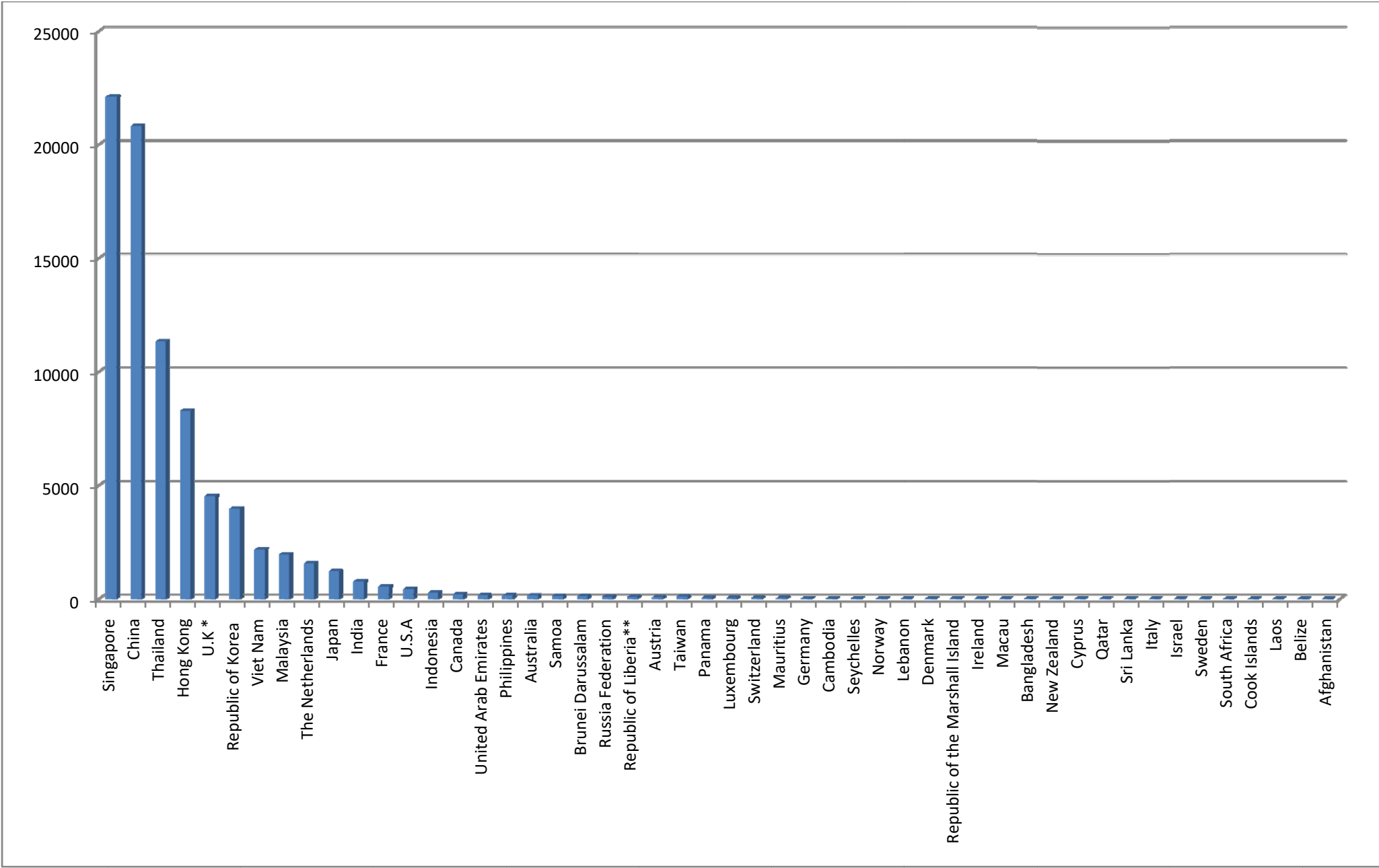


<b>FOREIGN INVESTMENT OF PERMITTED ENTERPRISES AS OF (31/8/2019)</b>					
<b>( BY COUNTRY )</b>					
<b>( US \$ in million )</b>					
Sr.	Law	Particulars	Permitted Enterprises		
No.			No.	Approved Amount	%
1	Myanmar Investment Law	Singapore	312	22101.493	27.09
2		China	385	20819.277	25.51
3		Thailand	131	11327.435	13.88
4		Hong Kong	214	8281.059	10.15
5		U.K *	99	4537.703	5.56
6		Republic of Korea	178	3972.172	4.87
7		Viet Nam	25	2165.203	2.65
8		Malaysia	67	1962.537	2.41
9		The Netherlands	24	1554.889	1.91
10		Japan	116	1208.464	1.48
11		India	31	768.567	0.94
12		France	21	550.230	0.67
13		U.S.A	20	432.796	0.53
14		Indonesia	16	274.530	0.34
15		Canada	20	203.594	0.25
16		United Arab Emirates	3	147.692	0.18
17		Philippines	3	147.173	0.18
18		Australia	18	145.799	0.18
19		Samoa	6	138.326	0.17
20		Brunei Darussalam	23	112.646	0.14
21		Russia Federation	2	94.000	0.12
22		Republic of Liberia**	4	79.201	0.10
23		Austria	2	74.365	0.09
24		Taiwan	30	111.207	0.14
25		Panama	2	55.101	0.07
26		Luxembourg	3	47.277	0.06
27		Switzerland	6	47.196	0.06
28		Mauritius	3	39.584	0.05
29		Germany	4	32.651	0.04
30		Cambodia	3	24.175	0.03
31		Seychelles	7	27.111	0.03
32		Norway	1	17.800	0.02
33		Lebanon	1	14.024	0.02
34		Denmark	1	13.370	0.02
35		Republic of the Marshall Island	2	12.359	0.02
36		Ireland	1	8.053	0.01
37		Macau	3	8.040	0.01
38		Bangladesh	5	7.890	0.01
39		New Zealand	1	6.950	0.01
40		Cyprus	1	5.250	0.01
41		Qatar	1	4.500	0.01
42		Sri Lanka	2	3.500	0.00
43		Italy	2	3.299	0.00
44		Israel	1	2.400	0.00
45		Sweden	1	2.050	0.00
46		South Africa	1	1.309	0.00
47		Cook Islands	1	1.150	0.00
48		Laos	1	0.883	0.00
49		Belize	1	0.810	0.00
50		Afghanistan	1	0.653	0.00
		<b>FIL Total</b>	<b>1806</b>	<b>81597.743</b>	<b>100.00</b>
		*British Overseas Territories			
		**The name of promoter and principal organization be changed from Singapore to Republic of Liberia			
		***Lhuvia Co., Ltd. (1097/2016 (9-3-2016) is added in manufacturing.			

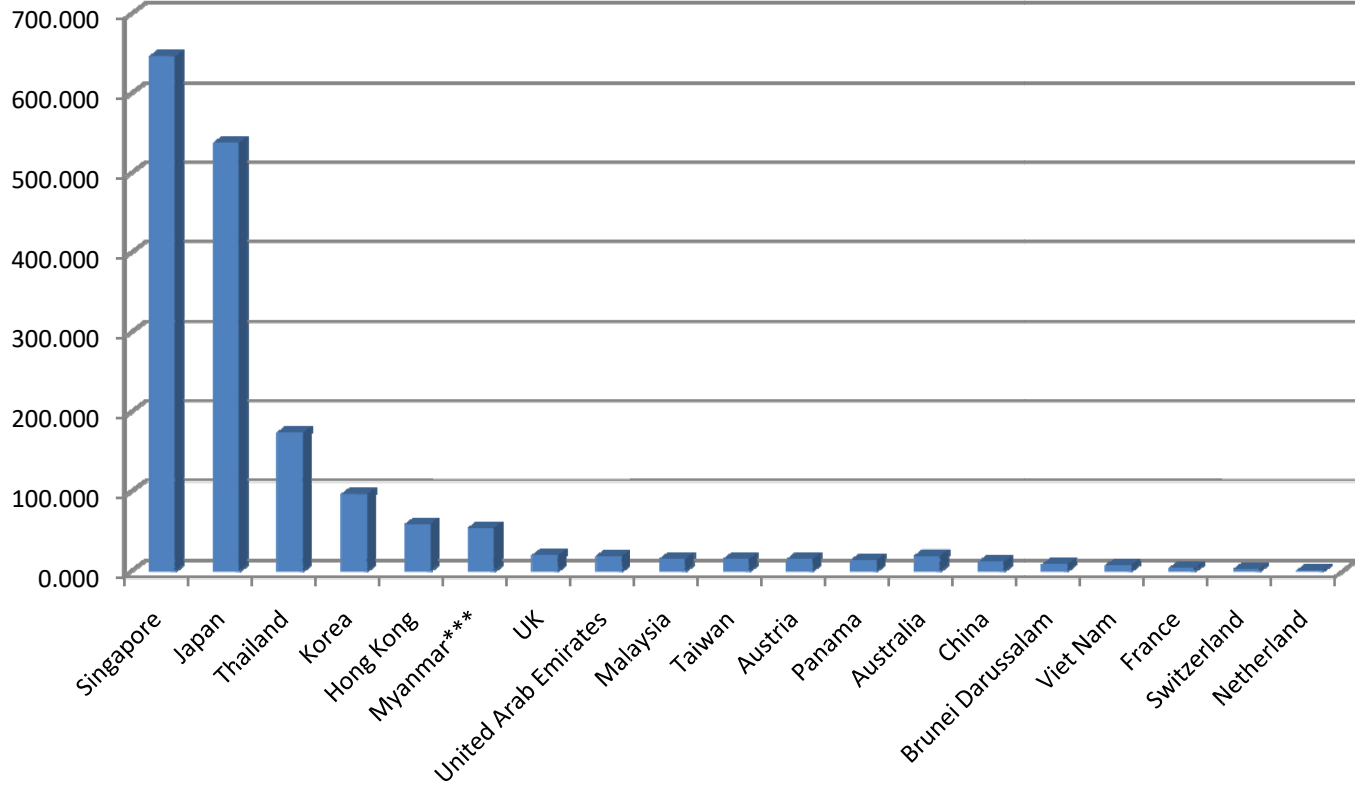


**FOREIGN INVESTMENT OF PERMITTED ENTERPRISES AS OF (31/8/2019)  
( BY COUNTRY )**

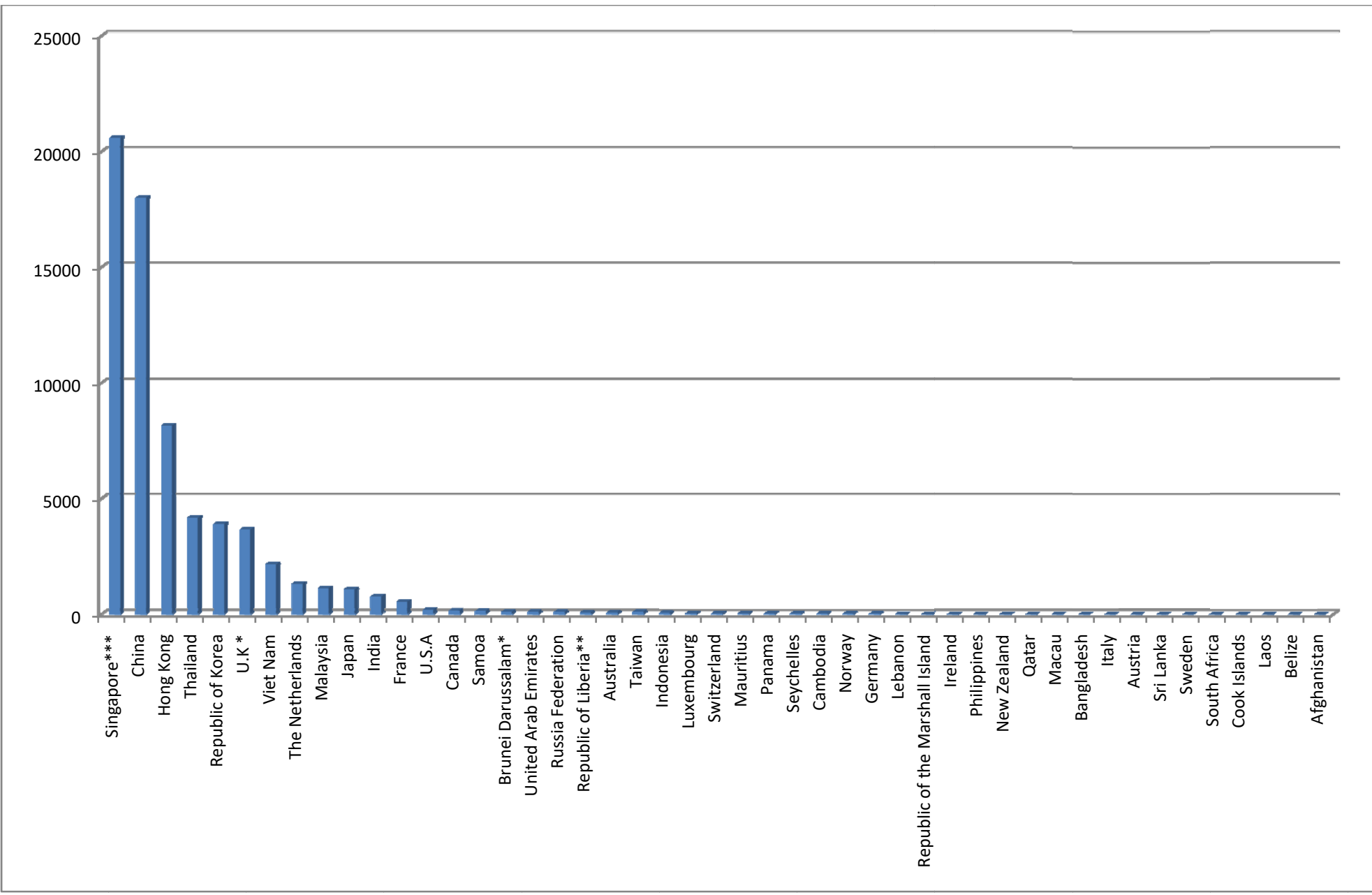
( US \$ in million )

Sr. No.	Law	Particulars	Permitted Enterprises		
			No.	Approved Amount	%
1	Special Economic Zone Law	Singapore	27	646.652	37.51
2		Japan	39	537.688	31.19
3		Thailand	16	174.073	10.10
4		Korea	6	96.602	5.60
5		Hong Kong	6	59.150	3.43
6		Myanmar***	4	54.700	3.17
7		UK	1	20	1.16
8		United Arab Emirates	1	19.16	1.11
9		Malaysia	1	15.929	0.92
10		Taiwan	1	15.356	0.89
11		Austria	1	15.350	0.89
12		Panama	1	13.908	0.81
13		Australia	2	19.323	1.12
14		China	1	12.000	0.70
15		Brunei Darussalam	1	8.5	0.49
16		Viet Nam	2	7.580	0.44
17		France	1	3.7	0.21
18		Switzerland	1	3.000	0.17
19		Netherland	1	1.400	0.08
		<b>SEZ Total</b>	<b>113</b>	<b>1724.071</b>	<b>100</b>
*British Overseas Territories					
**The name of promoter and principal organization be changed from Singapore to Republic of Liberia					
* **Lhuvia Co., Ltd. (1097/2016 (9-3-2016) is added in manufacturing.					

### Special Economic Zone Law



FOREIGN INVESTMENT OF EXISTING ENTERPRISES AS OF 31/8/2019					
( BY COUNTRY )					
( US \$ in million )					
Sr.	Law	Particulars	Permitted Enterprises		
			No.	Approved Amount	%
No.					
1		Singapore***	261	20586.034	30.77
2		China	340	17997.496	26.90
3		Hong Kong	186	8156.890	12.19
4		Thailand	86	4177.924	6.25
5		Republic of Korea	161	3898.247	5.83
6		U.K *	59	3646.569	5.45
7		Viet Nam	25	2165.203	3.24
8		The Netherlands	21	1320.389	1.97
9		Malaysia	36	1127.268	1.69
10		Japan	102	1087.076	1.63
11		India	28	757.067	1.13
12		France	5	540.400	0.81
13		U.S.A	5	189.231	0.28
14		Canada	6	163.813	0.24
15		Samoa	6	138.326	0.21
16		Brunei Darussalam*	21	108.806	0.16
17		United Arab Emirates	2	106.692	0.16
18		Russia Federation	2	94.000	0.14
19		Republic of Liberia**	4	79.201	0.12
20		Australia	5	69.538	0.10
21		Taiwan	29	111.207	0.17
22	Myanmar Investment Law	Indonesia	7	55.233	0.08
23		Luxembourg	3	47.277	0.07
24		Switzerland	5	43.814	0.07
25		Mauritius	3	39.584	0.06
26		Panama	1	26.000	0.04
27		Seychelles	7	27.111	0.04
28		Cambodia	2	23.27	0.03
29		Norway	1	17.800	0.03
30		Germany	3	17.651	0.03
31		Lebanon	1	14.024	0.02
32		Republic of the Marshall Island	2	12.359	0.02
33		Ireland	1	8.053	0.01
34		Philippines	2	7.173	0.01
35		New Zealand	1	6.950	0.01
36		Qatar	1	4.500	0.01
37		Macau	1	3.640	0.01
38		Bangladesh	2	3.433	0.01
39		Italy	1	3.299	0.00
40		Austria	1	2.865	0.00
41		Sri Lanka	1	2.500	0.00
42		Sweden	1	2.050	0.00
43		South Africa	1	1.309	0.00
44		Cook Islands	1	1.150	0.00
45		Laos	1	0.883	0.00
46		Belize	1	0.810	0.00
47		Afghanistan	1	0.653	0.00
			FIL Total	1442	66894.768
		*British Overseas Territories			
		**The name of promoter and principal organization be changed from Singapore to Republic of Liberia			
		***Lhuvia Co., Ltd. (1097/2016 (9-3-2016) is added in manufacturing.			



**FOREIGN INVESTMENT OF EXISTING ENTERPRISES AS OF 31/8/2019  
( BY COUNTRY )**

( US \$ in million )

Sr. No.	Law	Particulars	Permitted Enterprises		
			No.	Approved Amount	%
1	Special Economic Zone Law	Singapore	26	638.652	37.41
2		Japan	37	528.688	30.97
3		Thailand	16	174.073	10.20
4		Korea	6	96.602	5.66
5		Hong Kong	6	59.150	3.46
6		Myanmar***	4	54.700	3.20
7		UK	1	20.000	1.17
8		Austria	2	19.323	1.12
9		United Arab Emirates	1	19.160	0.93
10		Malaysia	1	15.929	1.13
11		Australia	1	15.356	0.90
12		Taiwan	1	15.350	0.81
13		Panama	1	13.908	0.90
14		China	1	12.000	0.70
15		Brunei Darussalam	1	8.500	0.50
16		Viet Nam	2	7.580	0.44
17		France	1	3.700	0.22
18		Switzerland	1	3.000	0.18
19		Netherland	1	1.400	0.08
		<b>SEZ Total</b>	<b>110</b>	<b>1707.071</b>	<b>100</b>
*British Overseas Territories					
**The name of promoter and principal organization be changed from Singapore to Republic of Liberia					
* **Lluvia Co., Ltd. (1097/2016 (9-3-2016) is added in manufacturing.					

### Special Economic Zone Law

