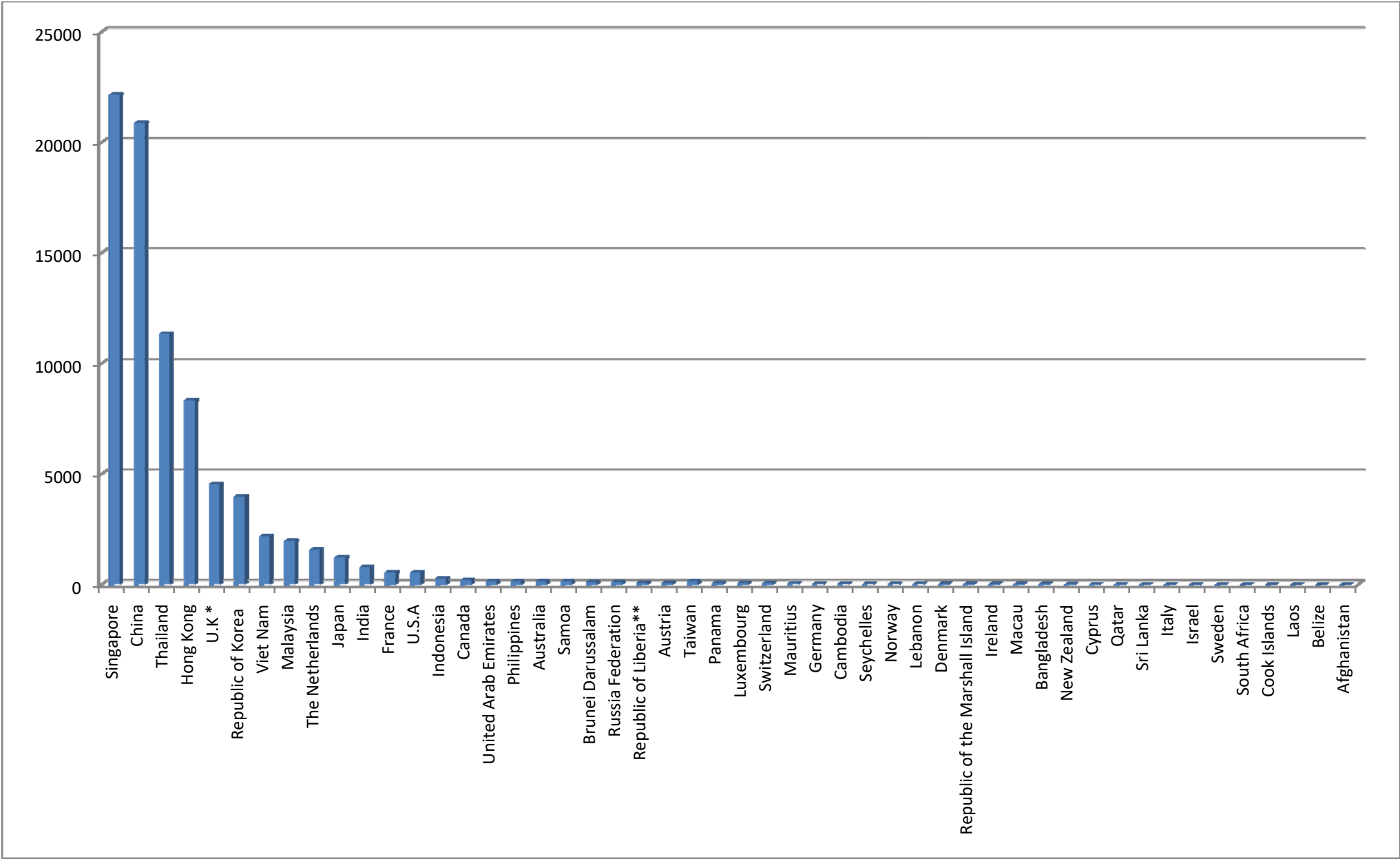


FOREIGN INVESTMENT OF PERMITTED ENTERPRISES AS OF (30/9/2019)					
(BY COUNTRY)					
(US \$ in million)					
Sr.	Law	Particulars	Permitted Enterprises		
No.			No.	Approved Amount	%
1	Myanmar Investment Law	Singapore	314	22140.630	27.04
2		China	402	20871.394	25.49
3		Thailand	131	11327.435	13.84
4		Hong Kong	220	8331.758	10.18
5		U.K *	100	4538.954	5.54
6		Republic of Korea	179	3975.809	4.86
7		Viet Nam	25	2165.203	2.64
8		Malaysia	67	1962.537	2.40
9		The Netherlands	24	1560.887	1.91
10		Japan	117	1213.464	1.48
11		India	31	768.567	0.94
12		France	21	550.230	0.67
13		U.S.A	22	531.136	0.65
14		Indonesia	16	274.530	0.34
15		Canada	20	203.594	0.25
16		United Arab Emirates	3	147.692	0.18
17		Philippines	3	147.173	0.18
18		Australia	18	145.799	0.18
19		Samoa	6	138.326	0.17
20		Brunei Darussalam	23	112.646	0.14
21		Russia Federation	2	94.000	0.11
22		Republic of Liberia**	4	79.201	0.10
23		Austria	2	74.365	0.09
24		Taiwan	31	131.550	0.16
25		Panama	2	55.101	0.07
26		Luxembourg	3	47.277	0.06
27		Switzerland	6	47.196	0.06
28		Mauritius	3	39.584	0.05
29		Germany	4	32.651	0.04
30		Cambodia	3	24.175	0.03
31		Seychelles	7	27.111	0.03
32		Norway	1	17.800	0.02
33		Lebanon	1	14.024	0.02
34		Denmark	1	13.370	0.02
35		Republic of the Marshall Island	2	12.359	0.02
36		Ireland	1	8.053	0.01
37		Macau	3	8.040	0.01
38		Bangladesh	5	7.890	0.01
39		New Zealand	1	6.950	0.01
40		Cyprus	1	5.250	0.01
41		Qatar	1	4.500	0.01
42		Sri Lanka	2	3.500	0.00
43		Italy	2	3.299	0.00
44		Israel	1	2.400	0.00
45		Sweden	1	2.050	0.00
46		South Africa	1	1.309	0.00
47		Cook Islands	1	1.150	0.00
48		Laos	1	0.883	0.00
49		Belize	1	0.810	0.00
50		Afghanistan	1	0.653	0.00
		FIL Total	1837	81874.265	100.00
		*British Overseas Territories			
		**The name of promoter and principal organization be changed from Singapore to Republic of Liberia			
		* **Lhuvia Co., Ltd. (1097/2016 (9-3-2016) is added in manufacturing.			

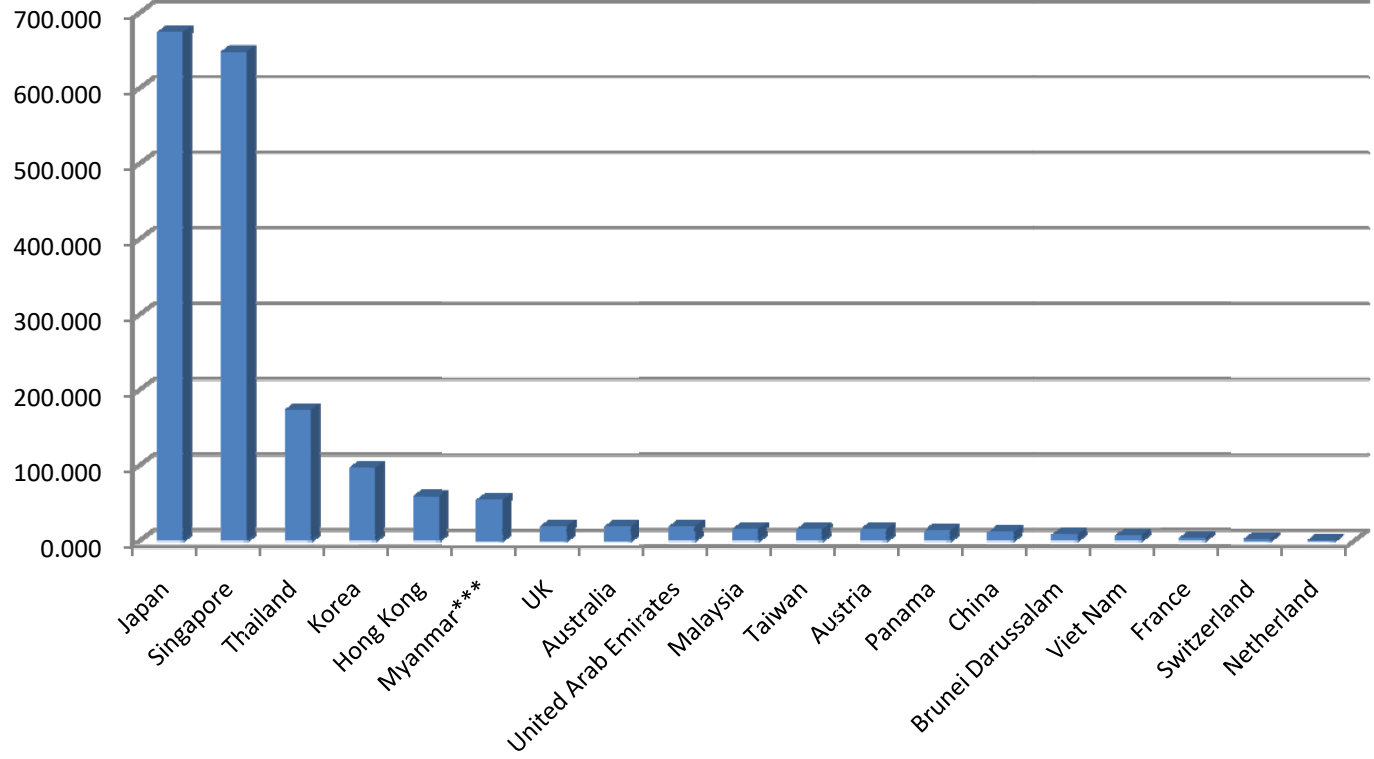


**FOREIGN INVESTMENT OF PERMITTED ENTERPRISES AS OF (30/9/2019)
(BY COUNTRY)**

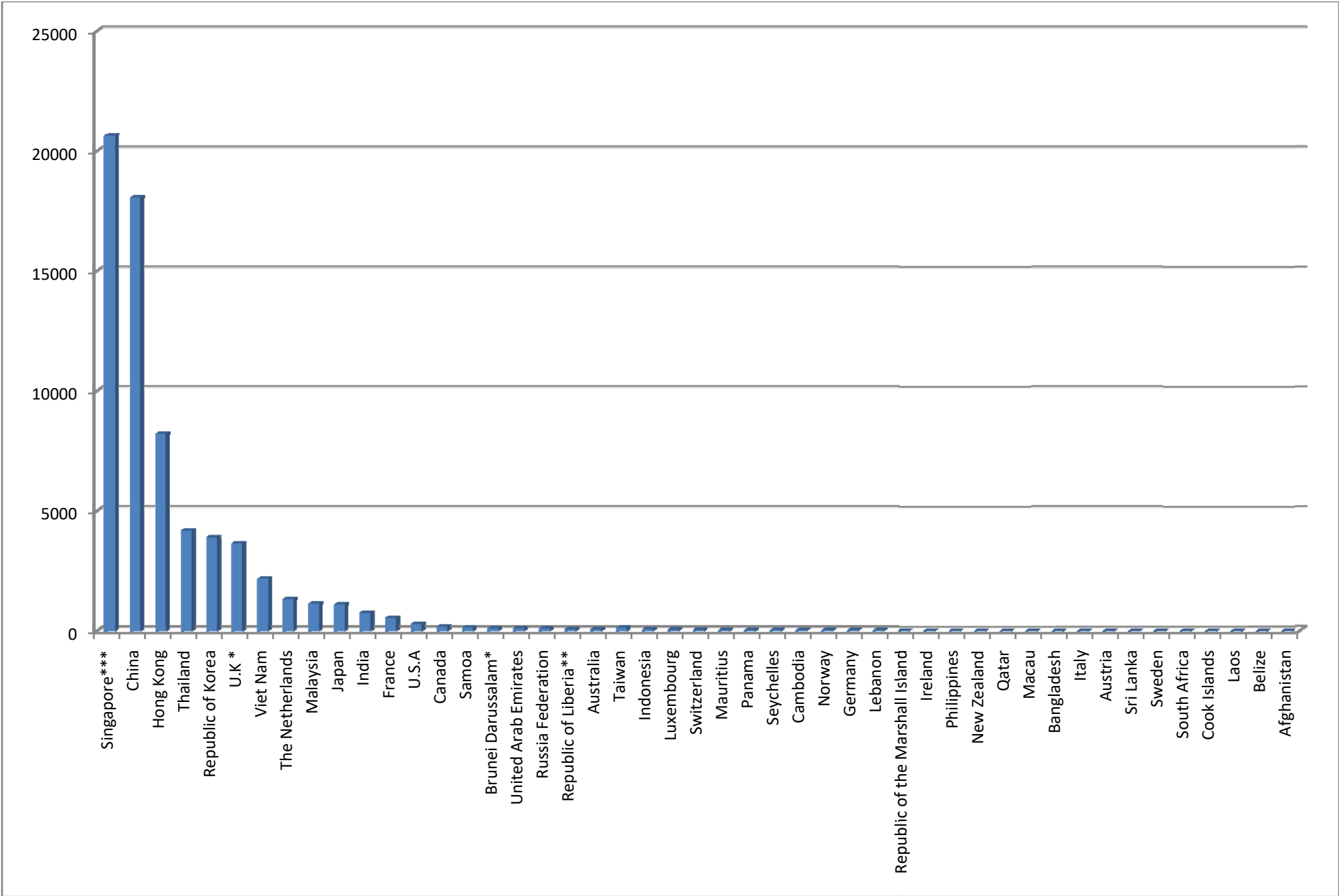
(US \$ in million)

Sr. No.	Law	Particulars	Permitted Enterprises		
			No.	Approved Amount	%
1	Special Economic Zone Law	Japan	39	674.488	36.21
2		Singapore	27	648.452	34.81
3		Thailand	16	174.073	9.35
4		Korea	6	96.602	5.19
5		Hong Kong	6	59.150	3.18
6		Myanmar***	4	54.700	2.94
7		UK	1	20.000	1.07
8		Australia	2	19.323	1.04
9		United Arab Emirates	1	19.160	1.03
10		Malaysia	1	15.929	0.86
11		Taiwan	1	15.356	0.82
12		Austria	1	15.350	0.82
13		Panama	1	13.908	0.75
14		China	1	12.000	0.64
15		Brunei Darussalam	1	8.500	0.46
16		Viet Nam	2	7.580	0.41
17		France	1	3.700	0.20
18		Switzerland	1	3.000	0.16
19		Netherland	1	1.400	0.08
		SEZ Total	113	1862.671	100
*British Overseas Territories					
**The name of promoter and principal organization be changed from Singapore to Republic of Liberia					
* **Lhuvia Co., Ltd. (1097/2016 (9-3-2016) is added in manufacturing.					

Special Economic Zone Law



FOREIGN INVESTMENT OF EXISTING ENTERPRISES AS OF 30/9/2019					
(BY COUNTRY)					
(US \$ in million)					
Sr.	Law	Particulars	Permitted Enterprises		
			No.	Approved Amount	%
No.					
1		Singapore***	265	20625.171	30.71
2		China	370	18049.613	26.87
3		Hong Kong	196	8207.589	12.22
4		Thailand	88	4177.924	6.22
5		Republic of Korea	163	3901.8837	5.81
6		U.K *	62	3647.82	5.43
7		Viet Nam	25	2165.203	3.22
8		The Netherlands	21	1326.387	1.97
9		Malaysia	37	1127.268	1.68
10		Japan	103	1092.076	1.63
11		India	28	757.067	1.13
12		France	5	540.400	0.80
13		U.S.A	7	287.571	0.43
14		Canada	6	163.813	0.24
15		Samoa	6	138.326	0.21
16		Brunei Darussalam*	21	108.806	0.16
17		United Arab Emirates	2	106.692	0.16
18		Russia Federation	2	94.000	0.14
19		Republic of Liberia**	4	79.201	0.12
20		Australia	5	69.538	0.10
21		Taiwan	31	131.550	0.20
22	Myanmar Investment Law	Indonesia	7	55.233	0.08
23		Luxembourg	3	47.277	0.07
24		Switzerland	5	43.814	0.07
25		Mauritius	3	39.584	0.06
26		Panama	1	26.000	0.04
27		Seychelles	7	27.111	0.04
28		Cambodia	2	23.27	0.03
29		Norway	1	17.800	0.03
30		Germany	3	17.651	0.03
31		Lebanon	1	14.024	0.02
32		Republic of the Marshall Island	2	12.359	0.02
33		Ireland	1	8.053	0.01
34		Philippines	2	7.173	0.01
35		New Zealand	1	6.950	0.01
36		Qatar	1	4.500	0.01
37		Macau	1	3.640	0.01
38		Bangladesh	2	3.433	0.01
39	Italy	2	3.299	0.00	
40	Austria	1	2.865	0.00	
41	Sri Lanka	1	2.500	0.00	
42	Sweden	1	2.050	0.00	
43	South Africa	1	1.309	0.00	
44	Cook Islands	1	1.15	0.00	
45	Laos	1	0.883	0.00	
46	Belize	1	0.810	0.00	
47	Afghanistan	1	0.653	0.00	
		FIL Total	1500	67171.290	100.00
		*British Overseas Territories			
		**The name of promoter and principal organization be changed from Singapore to Republic of Liberia			
		***Lhuvia Co., Ltd. (1097/2016 (9-3-2016) is added in manufacturing.			



**FOREIGN INVESTMENT OF EXISTING ENTERPRISES AS OF 30/9/2019
(BY COUNTRY)**

(US \$ in million)

Sr. No.	Law	Particulars	Permitted Enterprises		
			No.	Approved Amount	%
1	Special Economic Zone Law	Japan	37	665.488	36.06
2		Singapore	26	640.452	34.70
3		Thailand	16	174.073	9.43
4		Korea	6	96.602	5.23
5		Hong Kong	6	59.150	3.20
6		Myanmar***	4	54.700	2.96
7		UK	1	20.000	1.08
8		Australia	2	19.323	1.04
9		United Arab Emirates	1	19.160	0.86
10		Malaysia	1	15.929	1.05
11		Taiwan	1	15.356	0.83
12		Austria	1	15.350	0.75
13		Panama	1	13.908	0.83
14		China	1	12.000	0.65
15		Brunei Darussalam	1	8.500	0.46
16		Viet Nam	2	7.580	0.41
17		France	1	3.700	0.20
18		Switzerland	1	3.000	0.16
19		Netherland	1	1.400	0.08
		SEZ Total	110	1845.671	100
*British Overseas Territories					
**The name of promoter and principal organization be changed from Singapore to Republic of Liberia					
* **Lluvia Co., Ltd. (1097/2016 (9-3-2016) is added in manufacturing.					

Special Economic Zone Law

