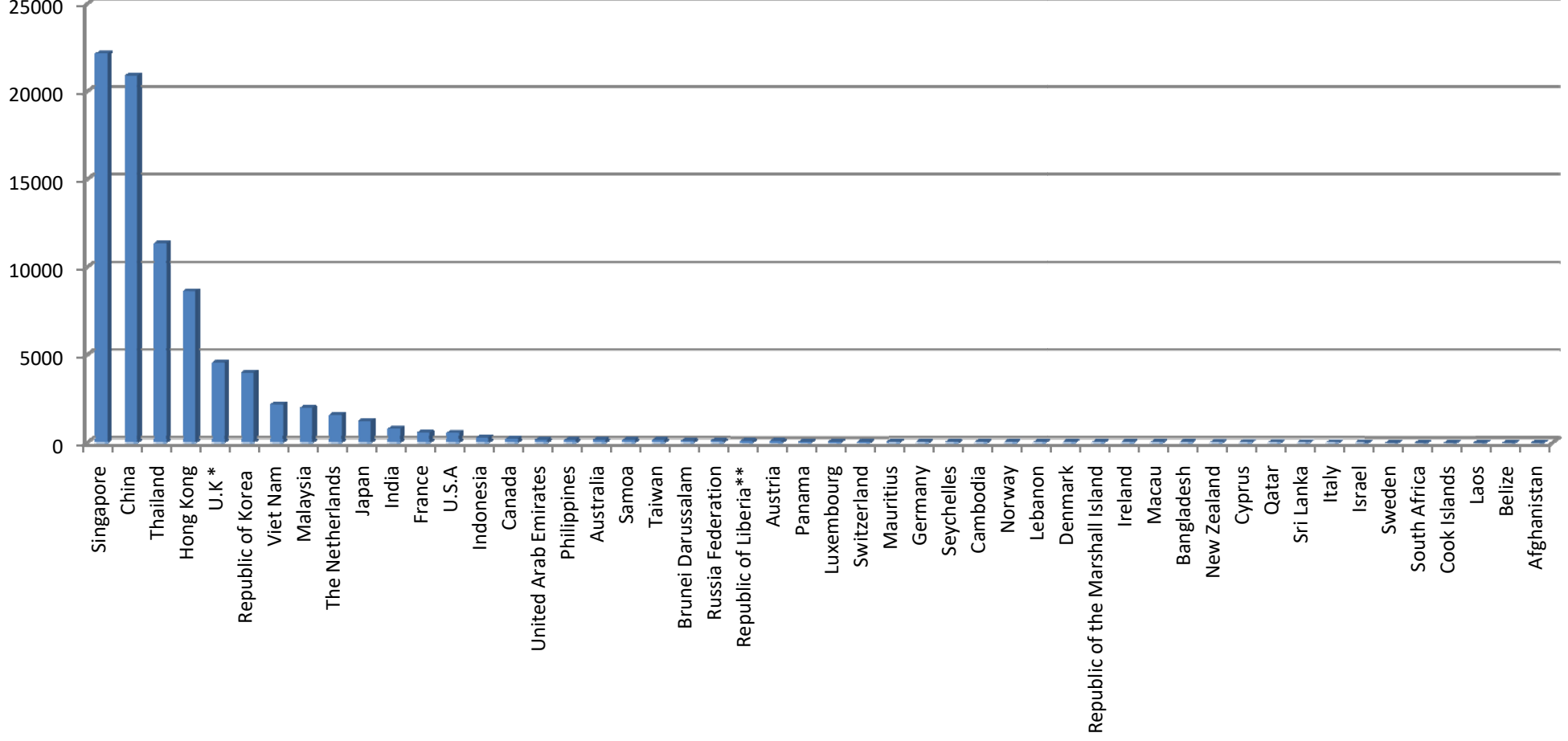


**FOREIGN INVESTMENT OF PERMITTED ENTERPRISES AS OF (31/10/2019)  
( BY COUNTRY )**

( US \$ in million )

Sr. No.	Law	Particulars	Permitted Enterprises		
			No.	Approved Amount	%
1	Myanmar Investment Law	Singapore	314	22140.630	26.95
2		China	406	20880.061	25.41
3		Thailand	132	11327.835	13.79
4		Hong Kong	223	8608.746	10.48
5		U.K *	100	4538.954	5.52
6		Republic of Korea	179	3975.8087	4.84
7		Viet Nam	25	2165.203	2.64
8		Malaysia	67	1962.537	2.39
9		The Netherlands	24	1560.887	1.90
10		Japan	118	1219.537	1.48
11		India	31	768.567	0.94
12		France	21	550.230	0.67
13		U.S.A	22	531.136	0.65
14		Indonesia	16	274.530	0.33
15		Canada	20	203.594	0.25
16		United Arab Emirates	3	147.692	0.18
17		Philippines	3	147.173	0.18
18		Australia	18	145.799	0.18
19		Samoa	6	138.326	0.17
20		Taiwan	31	131.550	0.16
21		Brunei Darussalam	23	112.646	0.14
22		Russia Federation	2	94.000	0.11
23		Republic of Liberia**	4	79.201	0.10
24		Austria	2	74.365	0.09
25		Panama	2	55.101	0.07
26		Luxembourg	3	47.277	0.06
27		Switzerland	6	47.196	0.06
28		Mauritius	3	39.584	0.05
29		Germany	4	32.651	0.04
30		Seychelles	7	27.111	0.03
31		Cambodia	3	24.175	0.03
32		Norway	1	17.800	0.02
33		Lebanon	1	14.024	0.02
34		Denmark	1	13.370	0.02
35		Republic of the Marshall Island	2	12.359	0.02
36		Ireland	1	8.053	0.01
37		Macau	3	8.040	0.01
38		Bangladesh	5	7.89	0.01
39		New Zealand	1	6.95	0.01
40		Cyprus	1	5.250	0.01
41		Qatar	1	4.500	0.01
42		Sri Lanka	2	3.500	0.00
43		Italy	2	3.299	0.00
44		Israel	1	2.4	0.00
45		Sweden	1	2.050	0.00
46		South Africa	1	1.309	0.00
47		Cook Islands	1	1.150	0.00
48		Laos	1	0.883	0.00
49		Belize	1	0.810	0.00
50		Afghanistan	1	0.653	0.00
		<b>FIL Total</b>	<b>1846</b>	<b>82166.393</b>	<b>100.00</b>
*British Overseas Territories					
**The name of promoter and principal organization be changed from Singapore to Republic of Liberia					
***Lluvia Co., Ltd. (1097/2016 (9-3-2016) is added in manufacturing.					

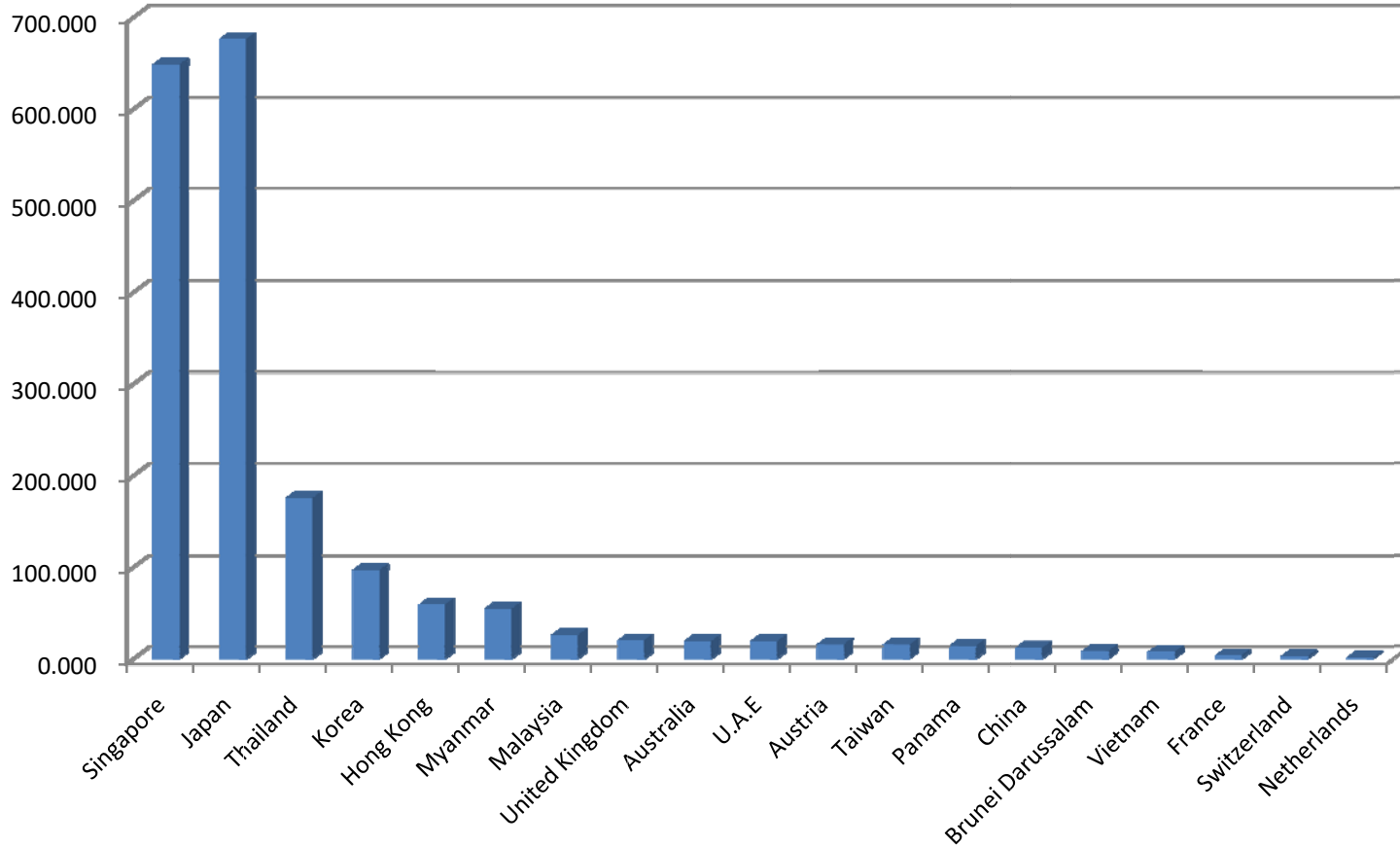


**FOREIGN INVESTMENT OF PERMITTED ENTERPRISES AS OF (31/10/2019)**  
**( BY COUNTRY )**

( US \$ in million )

Sr. No.	Law	Particulars	Permitted Enterprises		
			No.	Approved Amount	%
1	Special Economic Zone Law	Singapore	27	648.452	34.57
2		Japan	39	675.888	36.04
3		Thailand	16	175.493	9.36
4		Korea	6	96.602	5.15
5		Hong Kong	6	59.150	3.15
6		Myanmar	4	54.700	2.92
7		Malaysia	2	25.929	1.38
8		United Kingdom	1	20.000	1.07
9		Australia	2	19.323	1.03
10		U.A.E	1	19.160	1.02
11		Austria	1	15.350	0.82
12		Taiwan	1	15.356	0.82
13		Panama	1	13.908	0.74
14		China	1	12.000	0.64
15		Brunei Darussalam	1	8.500	0.45
16		Vietnam	2	7.613	0.41
17		France	1	3.700	0.20
18		Switzerland	1	3.000	0.16
19		Netherlands	1	1.400	0.07
		<b>SEZ Total</b>	114	1875.524	100
*British Overseas Territories					
**The name of promoter and principal organization be changed from Singapore to Republic of Liberia					
***Lhuvia Co., Ltd. (1097/2016 (9-3-2016) is added in manufacturing.					

### Special Economic Zone Law



**FOREIGN INVESTMENT OF EXISTING ENTERPRISES AS OF 31/10/2019  
( BY COUNTRY )**

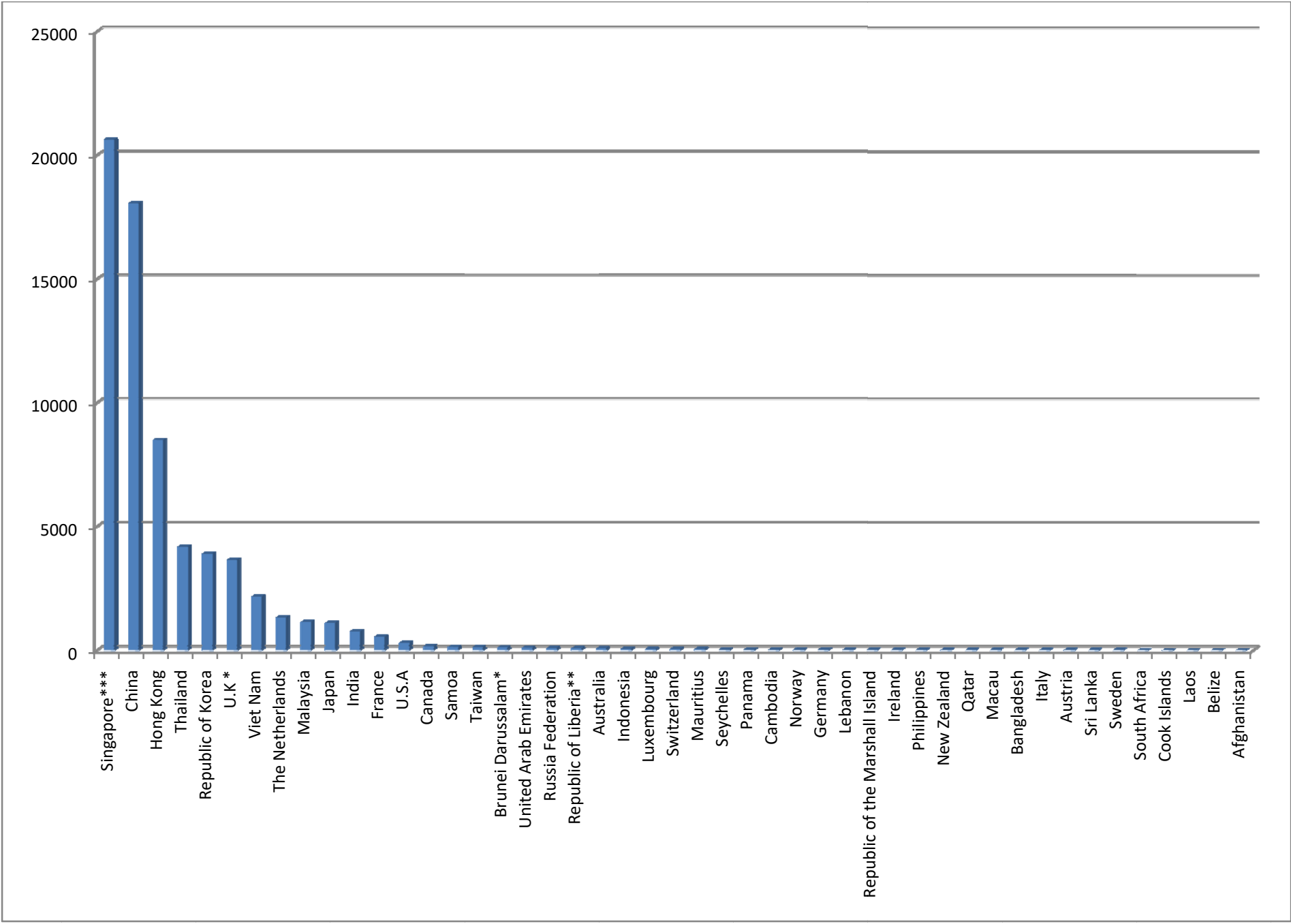
( US \$ in million )

Sr. No.	Law	Particulars	Permitted Enterprises		
			No.	Approved Amount	%
1	Myanmar Investment Law	Singapore***	265	20625.171	30.57
2		China	374	18058.280	26.77
3		Hong Kong	199	8484.577	12.58
4		Thailand	89	4178.324	6.19
5		Republic of Korea	163	3901.8837	5.78
6		U.K *	62	3647.82	5.41
7		Viet Nam	25	2165.203	3.21
8		The Netherlands	21	1326.387	1.97
9		Malaysia	37	1127.268	1.67
10		Japan	104	1098.149	1.63
11		India	28	757.067	1.12
12		France	5	540.400	0.80
13		U.S.A	7	287.571	0.43
14		Canada	6	163.813	0.24
15		Samoa	5	135.126	0.20
16		Taiwan	31	131.5503	0.20
17		Brunei Darussalam*	21	108.806	0.16
18		United Arab Emirates	1	105.000	0.16
19		Russia Federation	2	94.000	0.14
20		Republic of Liberia**	4	79.201	0.12
21		Australia	5	69.538	0.10
22		Indonesia	7	55.233	0.08
23		Luxembourg	3	47.277	0.07
24		Switzerland	5	43.814	0.06
25		Mauritius	3	39.584	0.06
26		Seychelles	7	27.111	0.04
27		Panama	1	26.000	0.04
28		Cambodia	2	23.27	0.03
29		Norway	1	17.800	0.03
30		Germany	3	17.651	0.03
31		Lebanon	1	14.024	0.02
32		Republic of the Marshall Island	2	12.359	0.02
33		Ireland	1	8.053	0.01
34		Philippines	2	7.173	0.01
35		New Zealand	1	6.950	0.01
36		Qatar	1	4.500	0.01
37		Macau	1	3.640	0.01
38		Bangladesh	2	3.433	0.01
39		Italy	2	3.299	0.00
40		Austria	1	2.865	0.00
41		Sri Lanka	1	2.500	0.00
42		Sweden	1	2.050	0.00
43		South Africa	1	1.309	0.00
44		Cook Islands	1	1.15	0.00
45		Laos	1	0.883	0.00
46		Belize	1	0.810	0.00
47		Afghanistan	1	0.653	0.00
		<b>FIL Total</b>	<b>1507</b>	<b>67458.526</b>	<b>100.00</b>

\*British Overseas Territories

\*\*The name of promoter and principal organization be changed from Singapore to Republic of Liberia

\*\*\*Lhuvia Co., Ltd. (1097/2016 (9-3-2016) is added in manufacturing.



**FOREIGN INVESTMENT OF EXISTING ENTERPRISES AS OF 31/10/2019  
( BY COUNTRY )**

( US \$ in million )

Sr. No.	Law	Particulars	Permitted Enterprises		
			No.	Approved Amount	%
1	Special Economic Zone Law	Singapore	26	640.452	34.46
2		Japan	37	666.888	35.88
3		Thailand	16	175.493	9.44
4		Korea	6	96.602	5.20
5		Hong Kong	6	59.150	3.18
6		Myanmar	4	54.700	2.94
7		Malaysia	2	25.929	1.40
8		United Kingdom	1	20.000	1.04
9		Australia	2	19.323	1.03
10		U.A.E	1	19.160	1.08
11		Austria	1	15.350	0.83
12		Taiwan	1	15.356	0.75
13		Panama	1	13.908	0.83
14		China	1	12.000	0.65
15		Brunei Darussalam	1	8.500	0.46
16		Vietnam	2	7.613	0.41
17		France	1	3.700	0.20
18		Switzerland	1	3.000	0.16
19		Netherlands	1	1.400	0.08
		<b>SEZ Total</b>	<b>111</b>	<b>1858.524</b>	<b>100</b>

\*British Overseas Territories

\*\*The name of promoter and principal organization be changed from Singapore to Republic of Liberia

\* \*\*Lhuvia Co., Ltd. (1097/2016 (9-3-2016) is added in manufacturing.

### Special Economic Zone Law

