

**FOREIGN INVESTMENT OF PERMITTED ENTERPRISES AS OF (30/11/2019)
(BY COUNTRY)**

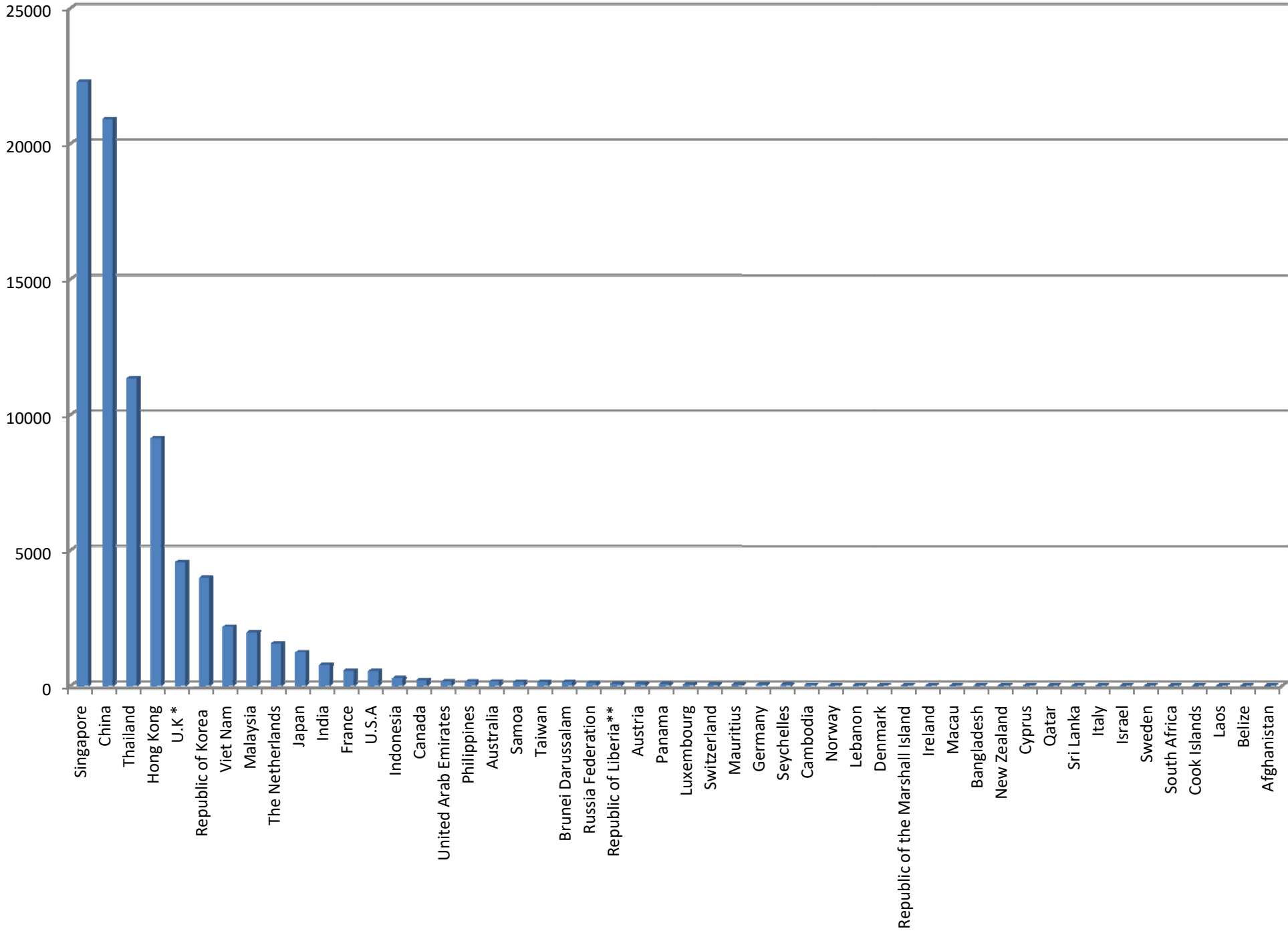
(US \$ in million)

Sr. No.	Law	Particulars	Permitted Enterprises		
			No.	Approved Amount	%
1	Myanmar Investment Law	Singapore	316	22283.448	26.88
2		China	415	20902.213	25.21
3		Thailand	135	11341.918	13.68
4		Hong Kong	231	9134.235	11.02
5		U.K *	102	4549.516	5.49
6		Republic of Korea	179	3975.809	4.80
7		Viet Nam	25	2165.203	2.61
8		Malaysia	69	1965.072	2.37
9		The Netherlands	24	1560.887	1.88
10		Japan	118	1219.537	1.47
11		India	33	771.488	0.93
12		France	21	550.230	0.66
13		U.S.A	22	531.136	0.64
14		Indonesia	16	274.530	0.33
15		Canada	20	203.594	0.25
16		United Arab Emirates	3	147.692	0.18
17		Philippines	3	147.173	0.18
18		Australia	18	145.799	0.18
19		Samoa	6	138.326	0.17
20		Taiwan	33	133.236	0.16
21		Brunei Darussalam	23	125.285	0.15
22		Russia Federation	2	94.000	0.11
23		Republic of Liberia**	4	79.201	0.10
24		Austria	2	74.365	0.09
25		Panama	2	55.101	0.07
26		Luxembourg	3	47.277	0.06
27		Switzerland	6	47.196	0.06
28		Mauritius	3	39.584	0.05
29		Germany	4	32.651	0.04
30		Seychelles	7	27.111	0.03
31		Cambodia	3	24.175	0.03
32		Norway	1	17.800	0.02
33		Lebanon	1	14.024	0.02
34		Denmark	1	13.370	0.02
35		Republic of the Marshall Island	2	12.359	0.01
36		Ireland	1	8.053	0.01
37		Macau	3	8.040	0.01
38		Bangladesh	5	7.890	0.01
39		New Zealand	1	6.950	0.01
40		Cyprus	1	5.250	0.01
41		Qatar	1	4.500	0.01
42		Sri Lanka	2	3.500	0.00
43		Italy	2	3.299	0.00
44		Israel	1	2.400	0.00
45		Sweden	1	2.050	0.00
46		South Africa	1	1.309	0.00
47		Cook Islands	1	1.150	0.00
48		Laos	1	0.883	0.00
49		Belize	1	0.810	0.00
50		Afghanistan	1	0.653	0.00
		FIL Total	1876	82901.278	100.00

*British Overseas Territories

**The name of promoter and principal organization be changed from Singapore to Republic of Liberia

***Lhuvia Co., Ltd. (1097/2016 (9-3-2016) is added in manufacturing.

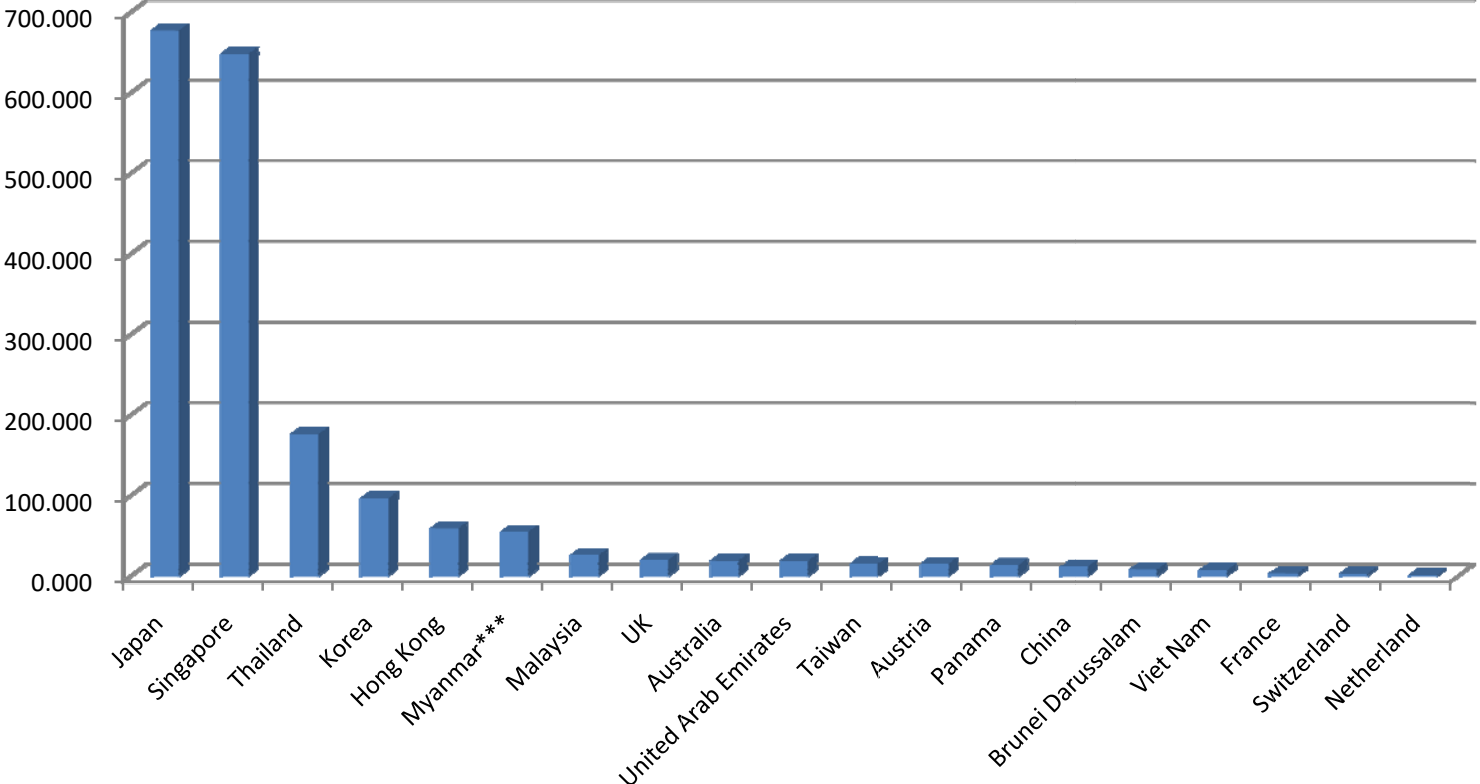


FOREIGN INVESTMENT OF PERMITTED ENTERPRISES AS OF (30/11/2019)
(BY COUNTRY)

(US \$ in million)

Sr. No.	Law	Particulars	Permitted Enterprises		
			No.	Approved Amount	%
1	Special Economic Zone Law	Japan	39	677.338	36.07
2		Singapore	27	648.452	34.53
3		Thailand	16	176.393	9.39
4		Korea	6	96.602	5.14
5		Hong Kong	6	59.150	3.15
6		Myanmar***	4	54.700	2.91
7		Malaysia	2	25.929	1.38
8		UK	1	20.000	1.07
9		Australia	2	19.323	1.03
10		United Arab Emirates	1	19.160	1.02
11		Taiwan	1	15.356	0.82
12		Austria	1	15.350	0.82
13		Panama	1	13.908	0.74
14		China	1	12.000	0.64
15		Brunei Darussalam	1	8.500	0.45
16		Viet Nam	2	7.613	0.41
17		France	1	3.700	0.20
18		Switzerland	1	3.000	0.16
19		Netherland	1	1.400	0.07
		SEZ Total	114	1877.874	100
*British Overseas Territories					
**The name of promoter and principal organization be changed from Singapore to Republic of Liberia					
* **Lhuvia Co., Ltd. (1097/2016 (9-3-2016) is added in manufacturing.					

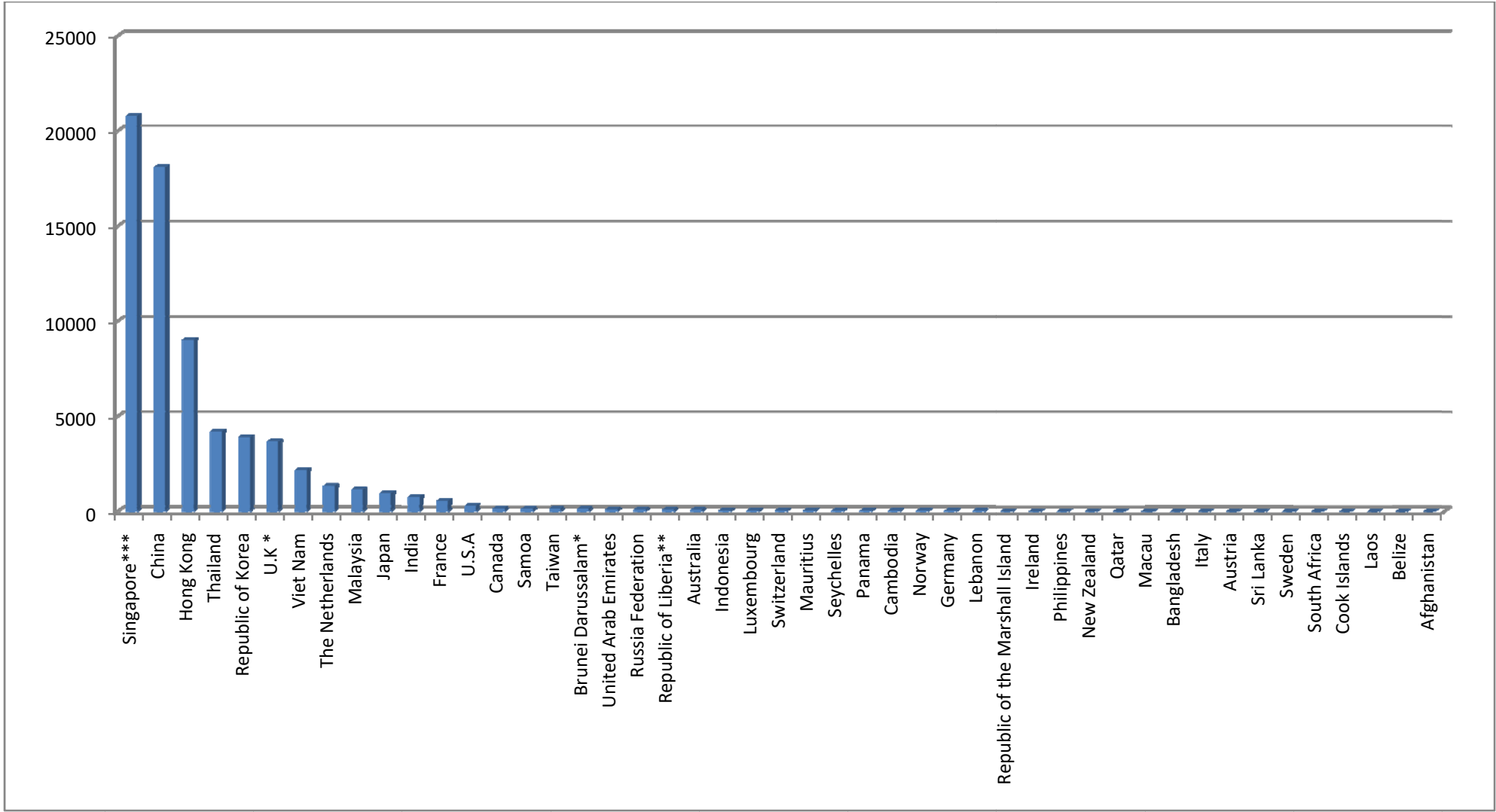
Special Economic Zone Law



**FOREIGN INVESTMENT OF EXISTING ENTERPRISES AS OF 30/11/2019
(BY COUNTRY)**

(US \$ in million)

Sr. No.	Law	Particulars	Permitted Enterprises		
			No.	Approved Amount	%
1		Singapore***	267	20767.989	30.53
2		China	383	18080.432	26.58
3		Hong Kong	206	9009.666	13.24
4		Thailand	91	4190.721	6.16
5		Republic of Korea	163	3901.884	5.74
6		UK *	64	3658.382	5.38
7		Viet Nam	25	2165.203	3.18
8		The Netherlands	21	1326.387	1.95
9		Malaysia	39	1129.803	1.66
10		Japan	103	940.709	1.38
11		India	30	759.988	1.12
12		France	5	540.400	0.79
13		U.S.A	7	287.571	0.42
14		Canada	6	163.813	0.24
15		Samoa	5	135.126	0.20
16		Taiwan	33	133.2363	0.20
17		Brunei Darussalam*	21	121.445	0.18
18		United Arab Emirates	1	105.000	0.15
19		Russia Federation	2	94.000	0.14
20		Republic of Liberia**	4	79.201	0.12
21		Australia	5	69.538	0.10
22		Indonesia	7	55.233	0.08
23	Myanmar	Luxembourg	3	47.277	0.07
24	Investment	Switzerland	5	43.814	0.06
25	Law	Mauritius	3	39.584	0.06
26		Seychelles	7	27.111	0.04
27		Panama	1	26	0.04
28		Cambodia	2	23.270	0.03
29		Norway	1	17.800	0.03
30		Germany	3	17.651	0.03
31		Lebanon	1	14.024	0.02
32		Republic of the Marshall Island	2	12.359	0.02
33		Ireland	1	8.053	0.01
34		Philippines	2	7.173	0.01
35		New Zealand	1	6.950	0.01
36		Qatar	1	4.5	0.01
37		Macau	1	3.64	0.01
38		Bangladesh	2	3.433	0.01
39		Italy	2	3.299	0.00
40		Austria	1	2.865	0.00
41		Sri Lanka	1	2.500	0.00
42		Sweden	1	2.050	0.00
43		South Africa	1	1.309	0.00
44		Cook Islands	1	1.150	0.00
45		Laos	1	0.883	0.00
46		Belize	1	0.81	0.00
47		Afghanistan	1	0.653	0.00
		FIL Total	1534	68033.885	100.00
		*British Overseas Territories			
		**The name of promoter and principal organization be changed from Singapore to Republic of Liberia			
		***Lhuvia Co., Ltd. (1097/2016 (9-3-2016) is added in manufacturing.			



**FOREIGN INVESTMENT OF EXISTING ENTERPRISES AS OF 30/11/2019
(BY COUNTRY)**

(US \$ in million)

Sr. No.	Law	Particulars	Permitted Enterprises		
			No.	Approved Amount	%
1	Special Economic Zone Law	Japan	37	668.338	35.92
2		Singapore	26	640.452	34.42
3		Thailand	16	176.393	9.48
4		Korea	6	96.602	5.19
5		Hong Kong	6	59.150	3.18
6		Myanmar***	4	54.700	2.94
7		Malaysia	1	25.929	1.39
8		UK	1	20.000	1.07
9		Australia	2	19.323	1.04
10		United Arab Emirates	1	19.160	1.03
11		Taiwan	1	15.356	0.83
12		Austria	1	15.350	0.82
13		Panama	1	13.908	0.75
14		China	1	12.000	0.64
15		Brunei Darussalam	1	8.500	0.46
16		Viet Nam	2	7.613	0.41
17		France	1	3.700	0.20
18		Switzerland	1	3.000	0.16
19		Netherland	1	1.400	0.08
		SEZ Total	110	1860.874	100
*British Overseas Territories					
**The name of promoter and principal organization be changed from Singapore to Republic of Liberia					
***Lhuvia Co., Ltd. (1097/2016 (9-3-2016) is added in manufacturing.					

Special Economic Zone Law

