

**FOREIGN INVESTMENT OF PERMITTED ENTERPRISES AS OF (31/1/2020)
(BY COUNTRY)**

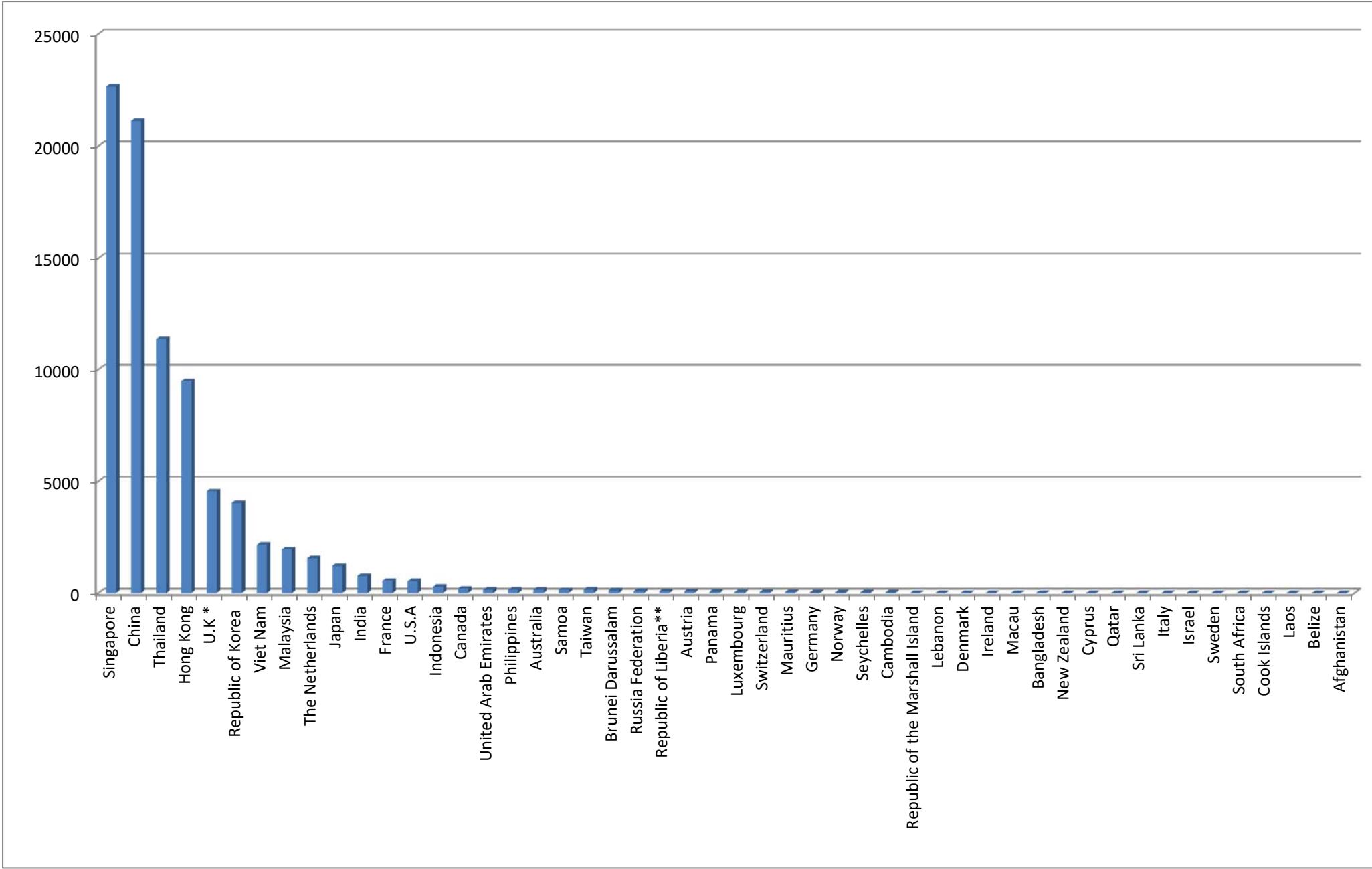
(US \$ in million)

| Sr. No. | Law | Particulars | Permitted Enterprises | | |
|------------|------------------------------|---------------------------------|-----------------------|--------------------|---------------|
| | | | No. | Approved Amount | % |
| 1 | | Singapore | 319 | 22654.095 | 26.98 |
| 2 | | China | 447 | 21120.314 | 25.15 |
| 3 | | Thailand | 138 | 11361.568 | 13.53 |
| 4 | | Hong Kong | 248 | 9482.065 | 11.29 |
| 5 | | U.K * | 103 | 4551.016 | 5.42 |
| 6 | | Republic of Korea | 182 | 4034.131 | 4.80 |
| 7 | | Viet Nam | 26 | 2168.203 | 2.58 |
| 8 | | Malaysia | 70 | 1965.322 | 2.34 |
| 9 | | The Netherlands | 24 | 1560.887 | 1.86 |
| 10 | | Japan | 118 | 1219.537 | 1.45 |
| 11 | | India | 33 | 771.488 | 0.92 |
| 12 | | France | 22 | 551.044 | 0.66 |
| 13 | | U.S.A | 22 | 531.136 | 0.63 |
| 14 | | Indonesia | 16 | 274.530 | 0.33 |
| 15 | | Canada | 20 | 203.594 | 0.24 |
| 16 | | United Arab Emirates | 3 | 147.692 | 0.18 |
| 17 | | Philippines | 3 | 147.173 | 0.18 |
| 18 | | Australia | 18 | 145.799 | 0.17 |
| 19 | | Samoa | 7 | 139.826 | 0.17 |
| 20 | | Taiwan | 36 | 156.872 | 0.19 |
| 21 | | Brunei Darussalam | 23 | 125.285 | 0.15 |
| 22 | | Russia Federation | 2 | 94.000 | 0.11 |
| 23 | | Republic of Liberia** | 4 | 79.201 | 0.09 |
| 24 | Myanmar Investment Law | Austria | 2 | 74.365 | 0.09 |
| 25 | | Panama | 2 | 55.101 | 0.07 |
| 26 | | Luxembourg | 3 | 47.277 | 0.06 |
| 27 | | Switzerland | 6 | 48.396 | 0.06 |
| 28 | | Mauritius | 3 | 39.584 | 0.05 |
| 29 | | Germany | 5 | 34.191 | 0.04 |
| 30 | | Norway | 1 | 30.564 | 0.04 |
| 31 | | Seychelles | 7 | 27.111 | 0.03 |
| 32 | | Cambodia | 3 | 24.175 | 0.03 |
| 33 | | Republic of the Marshall Island | 2 | 14.509 | 0.02 |
| 34 | | Lebanon | 1 | 14.024 | 0.02 |
| 35 | | Denmark | 1 | 13.370 | 0.02 |
| 36 | | Ireland | 1 | 8.053 | 0.01 |
| 37 | | Macau | 3 | 8.040 | 0.01 |
| 38 | | Bangladesh | 5 | 7.890 | 0.01 |
| 39 | | New Zealand | 1 | 6.950 | 0.01 |
| 40 | | Cyprus | 1 | 5.250 | 0.01 |
| 41 | | Qatar | 1 | 4.500 | 0.01 |
| 42 | | Sri Lanka | 2 | 3.500 | 0.00 |
| 43 | | Italy | 2 | 3.299 | 0.00 |
| 44 | | Israel | 1 | 2.400 | 0.00 |
| 45 | | Sweden | 1 | 2.050 | 0.00 |
| 46 | | South Africa | 1 | 1.309 | 0.00 |
| 47 | | Cook Islands | 1 | 1.150 | 0.00 |
| 48 | | Laos | 1 | 0.883 | 0.00 |
| 49 | | Belize | 1 | 0.810 | 0.00 |
| 50 | | Afghanistan | 1 | 0.653 | 0.00 |
| | | FIL Total | 1943 | 83964.182 | 100.00 |

*British Overseas Territories

**The name of promoter and principal organization be changed from Singapore to Republic of Liberia

***Lluvia Co., Ltd. (1097/2016 (9-3-2016) is added in manufacturing.

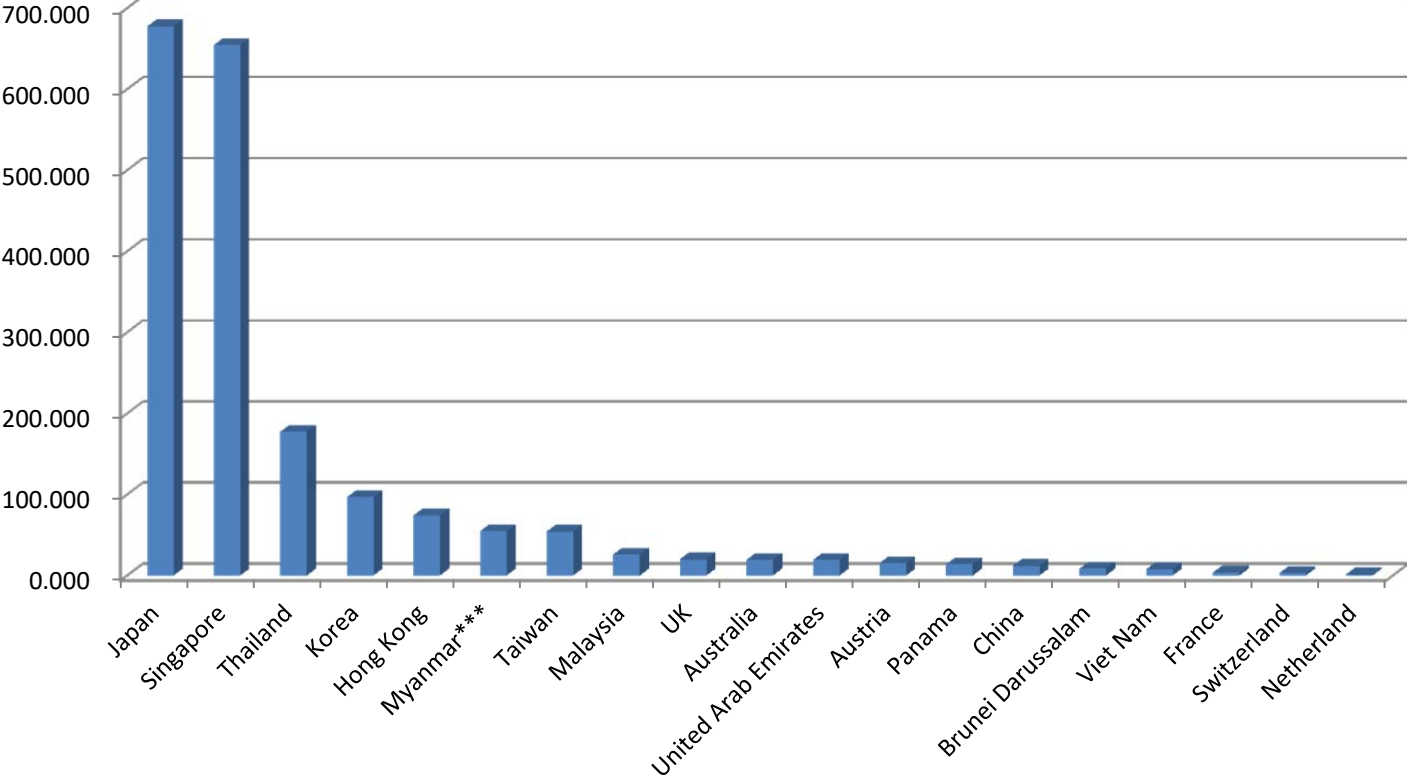


**FOREIGN INVESTMENT OF PERMITTED ENTERPRISES AS OF (31/1/2020)
(BY COUNTRY)**

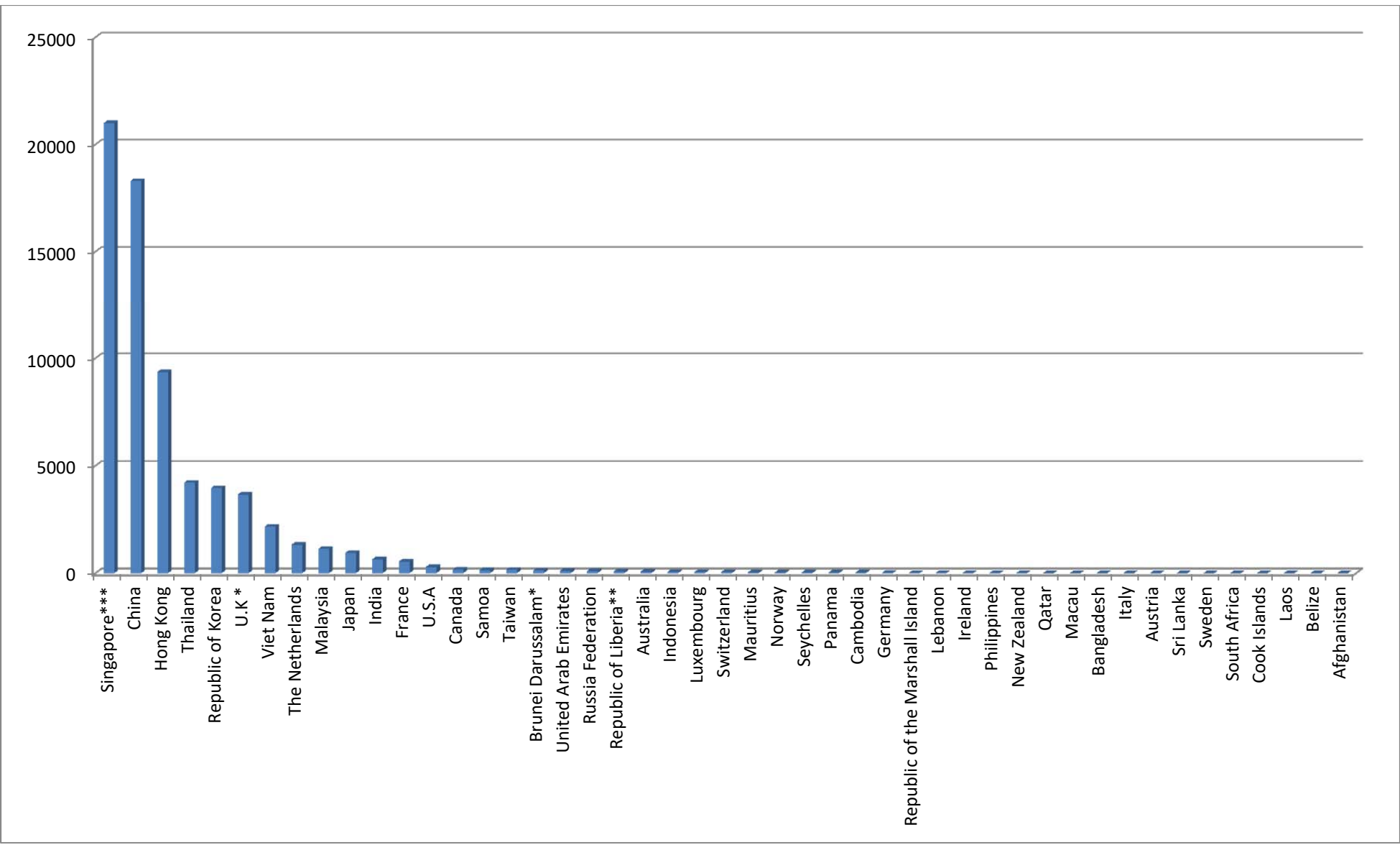
(US \$ in million)

| Sr. No. | Law | Particulars | Permitted Enterprises | | |
|--|---------------------------------|----------------------|-----------------------|--------------------|------------|
| | | | No. | Approved Amount | % |
| 1 | Special Economic Zone Law | Japan | 39 | 677.338 | 34.94 |
| 2 | | Singapore | 27 | 654.452 | 33.76 |
| 3 | | Thailand | 17 | 177.393 | 9.15 |
| 4 | | Korea | 6 | 96.602 | 4.98 |
| 5 | | Hong Kong | 7 | 74.150 | 3.82 |
| 6 | | Myanmar*** | 4 | 54.700 | 2.82 |
| 7 | | Taiwan | 2 | 54.293 | 2.80 |
| 8 | | Malaysia | 2 | 25.929 | 1.34 |
| 9 | | UK | 1 | 20.000 | 1.03 |
| 10 | | Australia | 2 | 19.323 | 1.00 |
| 11 | | United Arab Emirates | 1 | 19.160 | 0.99 |
| 12 | | Austria | 1 | 15.350 | 0.79 |
| 13 | | Panama | 1 | 13.908 | 0.72 |
| 14 | | China | 1 | 12.000 | 0.62 |
| 15 | | Brunei Darussalam | 1 | 8.500 | 0.44 |
| 16 | | Viet Nam | 2 | 7.613 | 0.39 |
| 17 | | France | 1 | 3.700 | 0.19 |
| 18 | | Switzerland | 1 | 3.000 | 0.15 |
| 19 | | Netherland | 1 | 1.400 | 0.07 |
| | | SEZ Total | 117 | 1938.811 | 100 |
| *British Overseas Territories | | | | | |
| **The name of promoter and principal organization be changed from Singapore to Republic of Liberia | | | | | |
| ***Lhuvia Co., Ltd. (1097/2016 (9-3-2016) is added in manufacturing. | | | | | |

Special Economic Zone Law



| FOREIGN INVESTMENT OF EXISTING ENTERPRISES AS OF 31/1/2020 | | | | | |
|---|------------|--|-----------------------|------------------|---------------|
| (BY COUNTRY) | | | | | |
| (US \$ in million) | | | | | |
| Sr. | Law | Particulars | Permitted Enterprises | | |
| | | | No. | Approved | % |
| No. | | | | Amount | |
| 1 | | Singapore*** | 269 | 20989.356 | 30.50 |
| 2 | | China | 414 | 18291.808 | 26.58 |
| 3 | | Hong Kong | 223 | 9357.496 | 13.60 |
| 4 | | Thailand | 94 | 4210.371 | 6.12 |
| 5 | | Republic of Korea | 165 | 3959.6157 | 5.75 |
| 6 | | U.K * | 65 | 3659.882 | 5.32 |
| 7 | | Viet Nam | 26 | 2168.203 | 3.15 |
| 8 | | The Netherlands | 21 | 1326.387 | 1.93 |
| 9 | | Malaysia | 40 | 1130.053 | 1.64 |
| 10 | | Japan | 103 | 940.709 | 1.37 |
| 11 | | India | 28 | 638.988 | 0.93 |
| 12 | | France | 6 | 541.214 | 0.79 |
| 13 | | U.S.A | 7 | 287.571 | 0.42 |
| 14 | | Canada | 6 | 163.813 | 0.24 |
| 15 | | Samoa | 6 | 136.626 | 0.20 |
| 16 | | Taiwan | 36 | 156.8723 | 0.23 |
| 17 | | Brunei Darussalam* | 21 | 121.445 | 0.18 |
| 18 | | United Arab Emirates | 1 | 105.000 | 0.15 |
| 19 | | Russia Federation | 2 | 94.000 | 0.14 |
| 20 | | Republic of Liberia** | 4 | 79.201 | 0.12 |
| 21 | | Australia | 5 | 69.538 | 0.10 |
| 22 | | Indonesia | 7 | 55.233 | 0.08 |
| 23 | Myanmar | Luxembourg | 3 | 47.277 | 0.07 |
| 24 | Investment | Switzerland | 5 | 45.014 | 0.07 |
| 25 | Law | Mauritius | 3 | 39.584 | 0.06 |
| 26 | | Norway | 1 | 30.564 | 0.04 |
| 27 | | Seychelles | 7 | 27.111 | 0.04 |
| 28 | | Panama | 1 | 26.000 | 0.04 |
| 29 | | Cambodia | 2 | 23.270 | 0.03 |
| 30 | | Germany | 4 | 19.191 | 0.03 |
| 31 | | Republic of the Marshall Island | 2 | 14.509 | 0.02 |
| 32 | | Lebanon | 1 | 14.024 | 0.02 |
| 33 | | Ireland | 1 | 8.053 | 0.01 |
| 34 | | Philippines | 2 | 7.173 | 0.01 |
| 35 | | New Zealand | 1 | 6.95 | 0.01 |
| 36 | | Qatar | 1 | 4.5 | 0.01 |
| 37 | | Macau | 1 | 3.640 | 0.01 |
| 38 | | Bangladesh | 2 | 3.433 | 0.00 |
| 39 | | Italy | 2 | 3.299 | 0.00 |
| 40 | | Austria | 1 | 2.865 | 0.00 |
| 41 | | Sri Lanka | 1 | 2.500 | 0.00 |
| 42 | | Sweden | 1 | 2.050 | 0.00 |
| 43 | | South Africa | 1 | 1.309 | 0.00 |
| 44 | | Cook Islands | 1 | 1.150 | 0.00 |
| 45 | | Laos | 1 | 0.883 | 0.00 |
| 46 | | Belize | 1 | 0.81 | 0.00 |
| 47 | | Afghanistan | 1 | 0.653 | 0.00 |
| | | FIL Total | 1596 | 68819.194 | 100.00 |
| | | *British Overseas Territories | | | |
| | | **The name of promoter and principal organization be changed from Singapore to Republic of Liberia | | | |
| | | ***Lluvia Co., Ltd. (1097/2016 (9-3-2016) is added in manufacturing. | | | |



**FOREIGN INVESTMENT OF EXISTING ENTERPRISES AS OF 31/1/2020
(BY COUNTRY)**

(US \$ in million)

| Sr. No. | Law | Particulars | Permitted Enterprises | | |
|--|---------------------------------|----------------------|-----------------------|--------------------|------------|
| | | | No. | Approved Amount | % |
| 1 | Special Economic Zone Law | Japan | 37 | 668.338 | 34.78 |
| 2 | | Singapore | 26 | 646.452 | 33.64 |
| 3 | | Thailand | 17 | 177.393 | 9.23 |
| 4 | | Korea | 6 | 96.602 | 5.03 |
| 5 | | Hong Kong | 7 | 74.150 | 3.86 |
| 6 | | Myanmar*** | 4 | 54.700 | 2.85 |
| 7 | | Taiwan | 2 | 54.293 | 2.83 |
| 8 | | Malaysia | 2 | 25.929 | 1.35 |
| 9 | | UK | 1 | 20.000 | 1.04 |
| 10 | | Australia | 2 | 19.323 | 1.01 |
| 11 | | United Arab Emirates | 1 | 19.160 | 1.00 |
| 12 | | Austria | 1 | 15.350 | 0.80 |
| 13 | | Panama | 1 | 13.908 | 0.72 |
| 14 | | China | 1 | 12.000 | 0.62 |
| 15 | | Brunei Darussalam | 1 | 8.500 | 0.44 |
| 16 | | Viet Nam | 2 | 7.613 | 0.40 |
| 17 | | France | 1 | 3.700 | 0.19 |
| 18 | | Switzerland | 1 | 3.000 | 0.16 |
| 19 | | Netherland | 1 | 1.400 | 0.07 |
| | | SEZ Total | 114 | 1921.811 | 100 |
| *British Overseas Territories | | | | | |
| **The name of promoter and principal organization be changed from Singapore to Republic of Liberia | | | | | |
| ***Lhuvia Co., Ltd. (1097/2016 (9-3-2016) is added in manufacturing. | | | | | |

Special Economic Zone Law

