

**FOREIGN INVESTMENT OF PERMITTED ENTERPRISES AS OF (30/6/2020)**

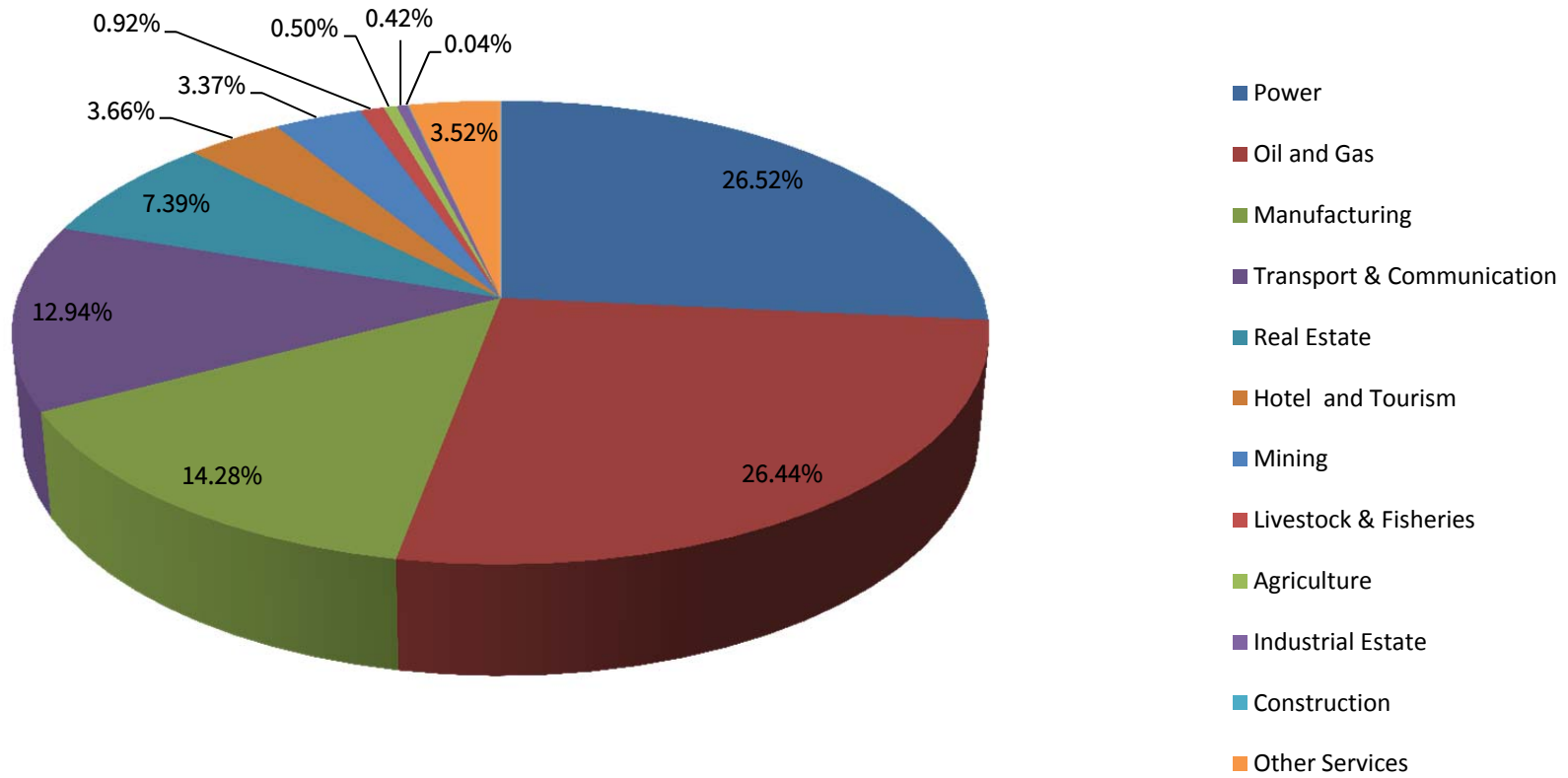
**(BY SECTOR)**

( US \$ in million )

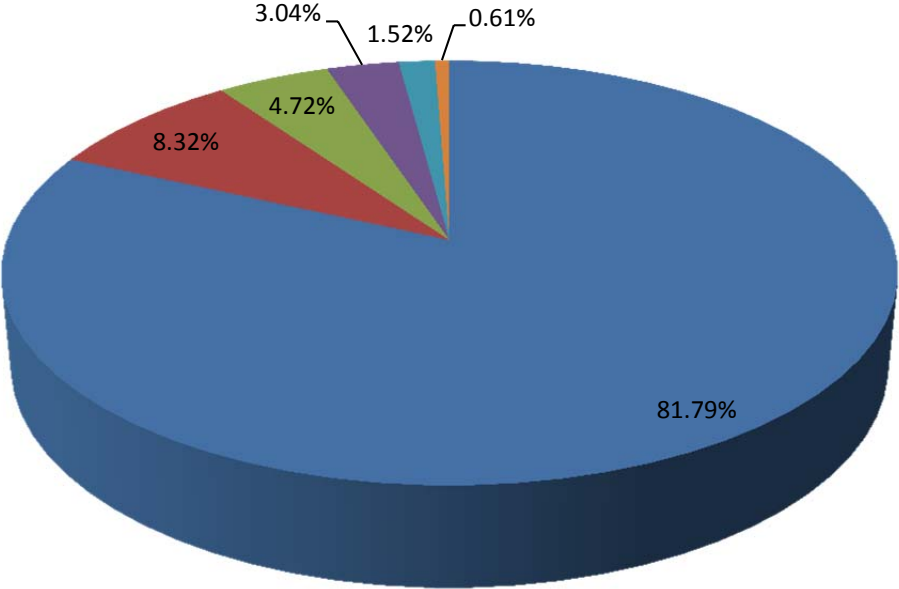
| Sr. No | Law                       | Particulars               | Permitted Enterprises |                  |               |
|--------|---------------------------|---------------------------|-----------------------|------------------|---------------|
|        |                           |                           | No.                   | Approved Amount  | %             |
| 1      | Myanmar Investment Law    | Power                     | 28                    | 22849.572        | 26.52         |
| 2      |                           | Oil and Gas               | 154                   | 22773.392        | 26.44         |
| 3      |                           | Manufacturing             | 1309                  | 12304.958        | 14.28         |
| 4      |                           | Transport & Communication | 62                    | 11146.387        | 12.94         |
| 5      |                           | Real Estate               | 63                    | 6363.102         | 7.39          |
| 6      |                           | Hotel and Tourism         | 85                    | 3156.699         | 3.66          |
| 7      |                           | Mining                    | 71                    | 2904.916         | 3.37          |
| 8      |                           | Livestock & Fisheries     | 70                    | 788.694          | 0.92          |
| 9      |                           | Agriculture               | 36                    | 427.720          | 0.50          |
| 10     |                           | Industrial Estate         | 8                     | 362.972          | 0.42          |
| 11     |                           | Construction              | 2                     | 37.767           | 0.04          |
| 12     |                           | Other Services            | 145                   | 3030.714         | 3.52          |
|        |                           | <b>FIL Total</b>          | <b>2033</b>           | <b>86146.893</b> | <b>100.00</b> |
| 1      | Special Economic Zone Law | Manufacturing             | 93                    | 1618.858         | 81.79         |
| 2      |                           | Trading                   | 9                     | 164.698          | 8.32          |
| 3      |                           | Logistic                  | 8                     | 93.470           | 4.72          |
| 4      |                           | Other Services            | 6                     | 60.140           | 3.04          |
| 5      |                           | Real Estate               | 1                     | 30.000           | 1.52          |
| 6      |                           | Hotel and Tourism         | 1                     | 12.000           | 0.61          |
|        |                           | <b>SEZ Total</b>          | <b>118</b>            | <b>1979.166</b>  | <b>100.00</b> |
|        |                           | <b>Grand Total</b>        | <b>2151</b>           | <b>88126.059</b> |               |

\* Lhuvia Co., Ltd. (1097/2016 (9-3-2016) is added in manufacturing.

### Myanmar Investment Law



### Special Economic Zone Law



- Manufacturing
- Trading
- Logistic
- Other Services
- Real Estate
- Hotel and Tourism

**FOREIGN INVESTMENT OF EXISTING ENTERPRISES AS OF 30/6/2020**

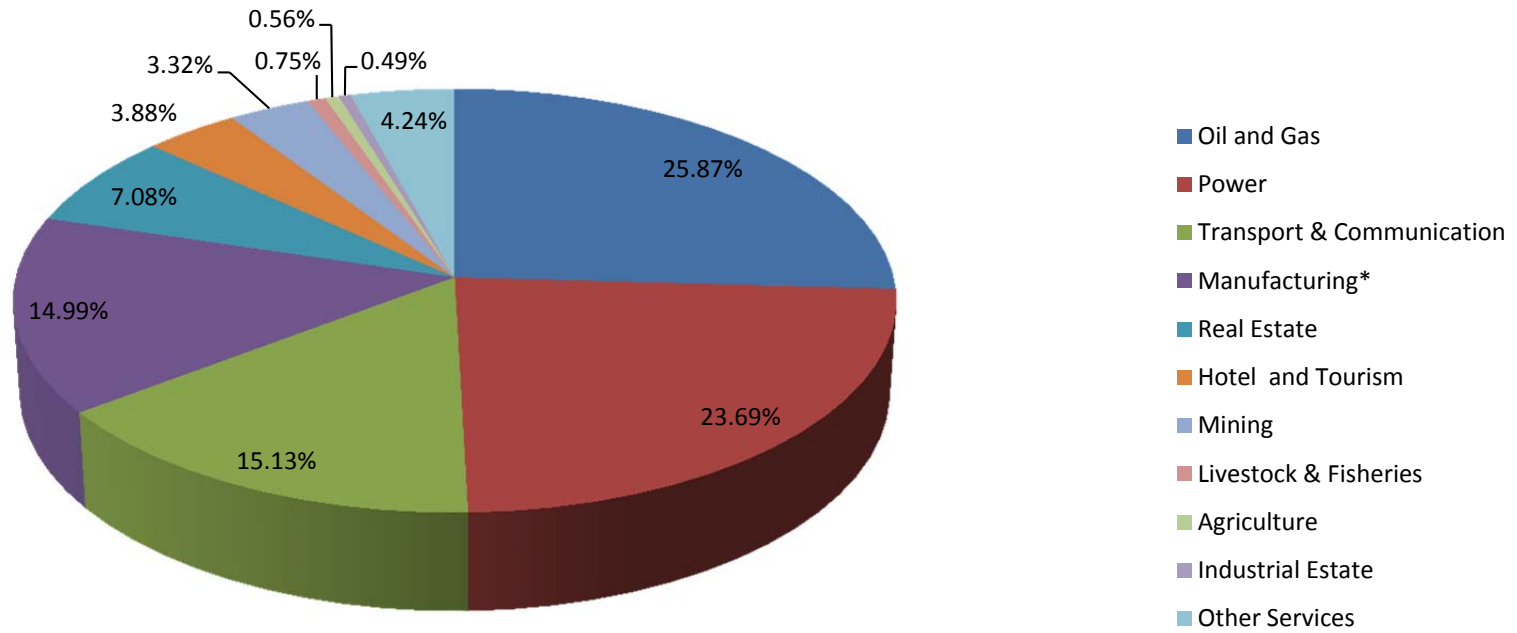
**(BY SECTOR)**

| ( US \$ in million ) |                           |                           |                      |                  |               |
|----------------------|---------------------------|---------------------------|----------------------|------------------|---------------|
| Sr. No               | Law                       | Particulars               | Existing Enterprises |                  |               |
|                      |                           |                           | No.                  | Approved Amount  | %             |
| 1                    | Myanmar Investment Law    | Oil and Gas               | 84                   | 18368.655        | 25.87         |
| 2                    |                           | Power                     | 27                   | 16819.572        | 23.69         |
| 3                    |                           | Transport & Communication | 50                   | 10741.547        | 15.13         |
| 4                    |                           | Manufacturing*            | 1181                 | 10639.624        | 14.99         |
| 5                    |                           | Real Estate               | 47                   | 5023.447         | 7.08          |
| 6                    |                           | Hotel and Tourism         | 66                   | 2758.137         | 3.88          |
| 7                    |                           | Mining                    | 10                   | 2359.934         | 3.32          |
| 8                    |                           | Livestock & Fisheries     | 52                   | 529.282          | 0.75          |
| 9                    |                           | Agriculture               | 33                   | 399.039          | 0.56          |
| 10                   |                           | Industrial Estate         | 7                    | 348.972          | 0.49          |
| 11                   |                           | Other Services            | 127                  | 3006.759         | 4.24          |
| 12                   |                           |                           |                      |                  |               |
|                      |                           | <b>FIL Total</b>          | <b>1684</b>          | <b>70994.968</b> | <b>100.00</b> |
| 1                    | Special Economic Zone Law | Manufacturing             | 91                   | 1609.858         | 82.04         |
| 2                    |                           | Trading                   | 9                    | 164.698          | 8.39          |
| 3                    |                           | Logistic                  | 8                    | 93.470           | 4.76          |
| 4                    |                           | Other Services            | 5                    | 52.140           | 2.66          |
| 5                    |                           | Real Estate               | 1                    | 30.000           | 1.53          |
| 6                    |                           | Hotel and Tourism         | 1                    | 12.000           | 0.61          |
|                      |                           | <b>SEZ Total</b>          | <b>115</b>           | <b>1962.166</b>  | <b>100.00</b> |
|                      |                           | <b>Grand Total</b>        | <b>1799</b>          | <b>72957.134</b> |               |

\* Lluvia Co., Ltd. (1097/2016 (9-3-2016) is added in manufacturing.

\*\* Star Dragon (Myanmar) Enterprise Ltd. is merged only the number of enterprise in manufacturing sector.

### Myanmar Investment Law



### Special Economic Zone Law

