

**FOREIGN INVESTMENT OF PERMITTED ENTERPRISES AS OF (31/7/2019)**  
**( BY COUNTRY )**

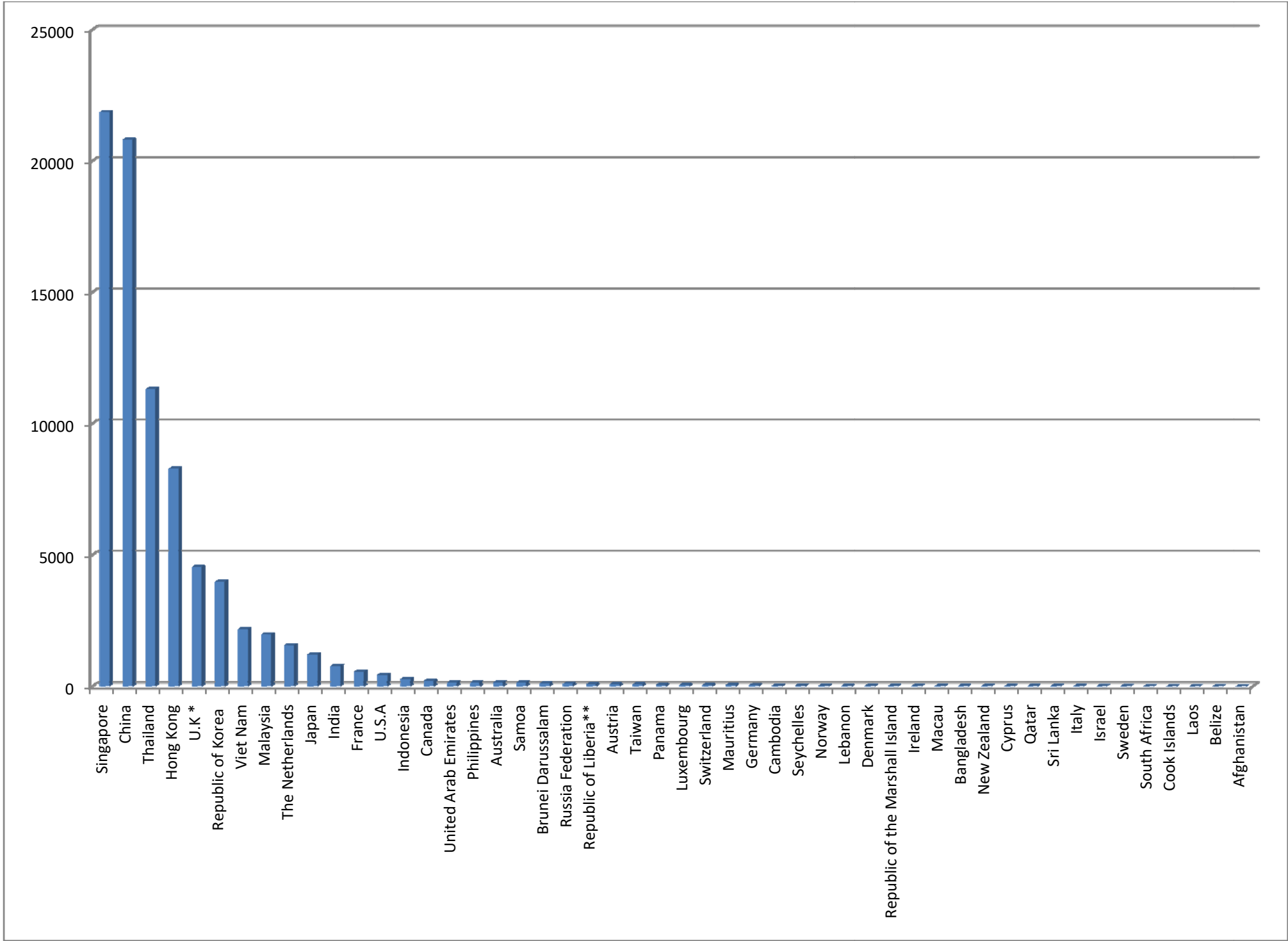
( US \$ in million )

| Sr.<br>No. | Law                          | Particulars                     | Permitted Enterprises |                    |               |
|------------|------------------------------|---------------------------------|-----------------------|--------------------|---------------|
|            |                              |                                 | No.                   | Approved<br>Amount | %             |
| 1          | Myanmar<br>Investment<br>Law | Singapore                       | 310                   | 21851.688          | 26.89         |
| 2          |                              | China                           | 372                   | 20801.077          | 25.60         |
| 3          |                              | Thailand                        | 129                   | 11303.601          | 13.91         |
| 4          |                              | Hong Kong                       | 210                   | 8276.659           | 10.19         |
| 5          |                              | U.K *                           | 97                    | 4528.407           | 5.57          |
| 6          |                              | Republic of Korea               | 177                   | 3965.669           | 4.88          |
| 7          |                              | Viet Nam                        | 25                    | 2165.203           | 2.66          |
| 8          |                              | Malaysia                        | 66                    | 1963.124           | 2.42          |
| 9          |                              | The Netherlands                 | 24                    | 1554.889           | 1.91          |
| 10         |                              | Japan                           | 116                   | 1208.464           | 1.49          |
| 11         |                              | India                           | 31                    | 768.567            | 0.95          |
| 12         |                              | France                          | 21                    | 550.230            | 0.68          |
| 13         |                              | U.S.A                           | 20                    | 432.796            | 0.53          |
| 14         |                              | Indonesia                       | 16                    | 274.530            | 0.34          |
| 15         |                              | Canada                          | 20                    | 203.594            | 0.25          |
| 16         |                              | United Arab Emirates            | 3                     | 147.692            | 0.18          |
| 17         |                              | Philippines                     | 3                     | 147.173            | 0.18          |
| 18         |                              | Australia                       | 18                    | 145.799            | 0.18          |
| 19         |                              | Samoa                           | 6                     | 138.326            | 0.17          |
| 20         |                              | Brunei Darussalam               | 23                    | 112.646            | 0.14          |
| 21         |                              | Russia Federation               | 2                     | 94.000             | 0.12          |
| 22         |                              | Republic of Liberia**           | 4                     | 79.201             | 0.10          |
| 23         |                              | Austria                         | 2                     | 74.365             | 0.09          |
| 24         |                              | Taiwan                          | 29                    | 74.207             | 0.09          |
| 25         |                              | Panama                          | 2                     | 55.101             | 0.07          |
| 26         |                              | Luxembourg                      | 3                     | 47.277             | 0.06          |
| 27         |                              | Switzerland                     | 6                     | 47.196             | 0.06          |
| 28         |                              | Mauritius                       | 3                     | 39.584             | 0.05          |
| 29         |                              | Germany                         | 4                     | 32.651             | 0.04          |
| 30         |                              | Cambodia                        | 3                     | 24.175             | 0.03          |
| 31         |                              | Seychelles                      | 7                     | 27.111             | 0.03          |
| 32         |                              | Norway                          | 1                     | 17.800             | 0.02          |
| 33         |                              | Lebanon                         | 1                     | 14.024             | 0.02          |
| 34         |                              | Denmark                         | 1                     | 13.370             | 0.02          |
| 35         |                              | Republic of the Marshall Island | 2                     | 12.359             | 0.02          |
| 36         |                              | Ireland                         | 1                     | 8.053              | 0.01          |
| 37         |                              | Macau                           | 3                     | 8.040              | 0.01          |
| 38         |                              | Bangladesh                      | 5                     | 7.890              | 0.01          |
| 39         |                              | New Zealand                     | 1                     | 6.950              | 0.01          |
| 40         |                              | Cyprus                          | 1                     | 5.250              | 0.01          |
| 41         |                              | Qatar                           | 1                     | 4.500              | 0.01          |
| 42         |                              | Sri Lanka                       | 2                     | 3.500              | 0.00          |
| 43         |                              | Italy                           | 1                     | 3.200              | 0.00          |
| 44         |                              | Israel                          | 1                     | 2.400              | 0.00          |
| 45         |                              | Sweden                          | 1                     | 2.050              | 0.00          |
| 46         |                              | South Africa                    | 1                     | 1.309              | 0.00          |
| 47         |                              | Cook Islands                    | 1                     | 1.150              | 0.00          |
| 48         |                              | Laos                            | 1                     | 0.883              | 0.00          |
| 49         |                              | Belize                          | 1                     | 0.810              | 0.00          |
| 50         |                              | Afghanistan                     | 1                     | 0.653              | 0.00          |
|            |                              | <b>FIL Total</b>                | <b>1779</b>           | <b>81249.193</b>   | <b>100.00</b> |

\*British Overseas Territories

\*\*The name of promoter and principal organization be changed from Singapore to Republic of Liberia

\* \*\*Lhuvia Co., Ltd. (1097/2016 (9-3-2016) is added in manufacturing.

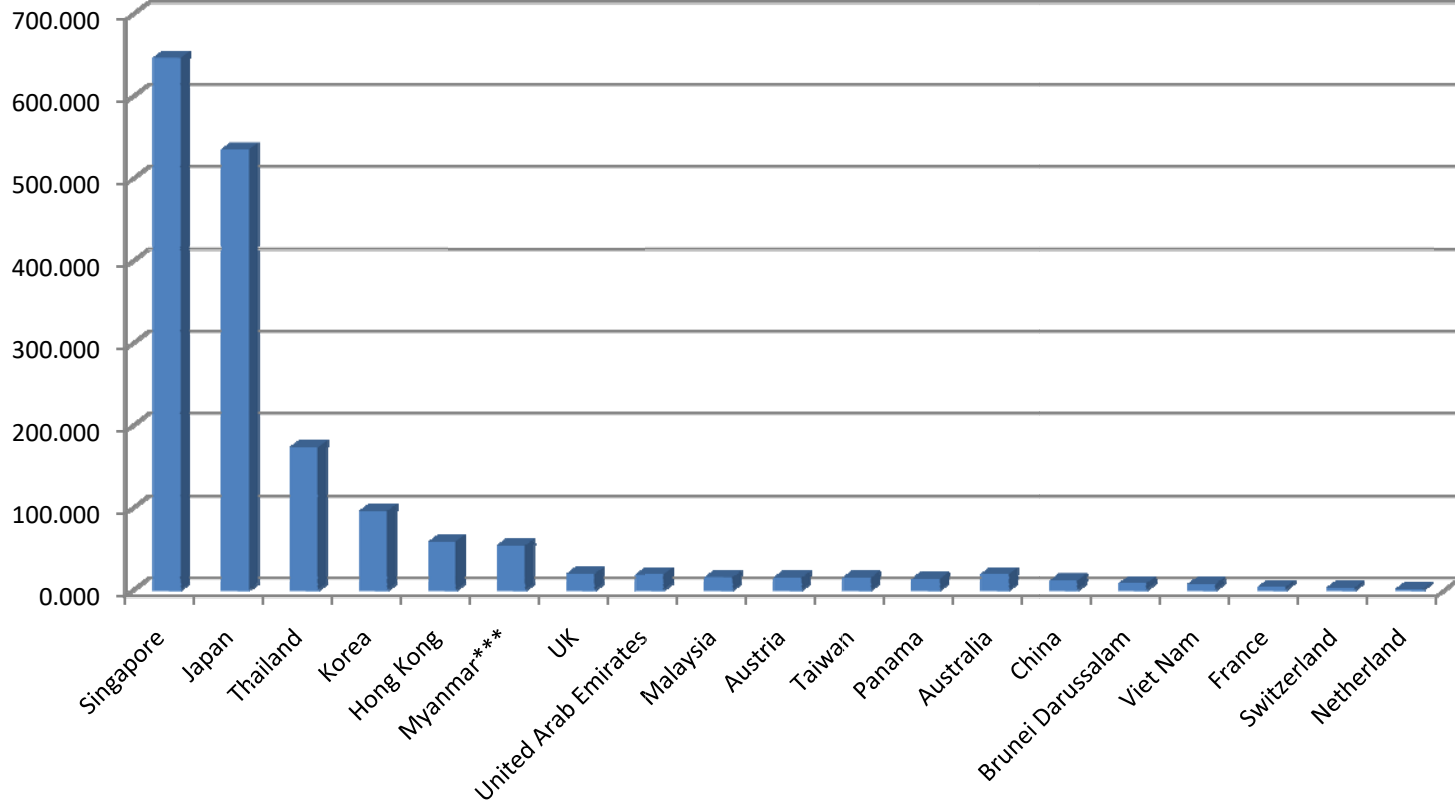


**FOREIGN INVESTMENT OF PERMITTED ENTERPRISES AS OF (31/7/2019)**  
**( BY COUNTRY )**

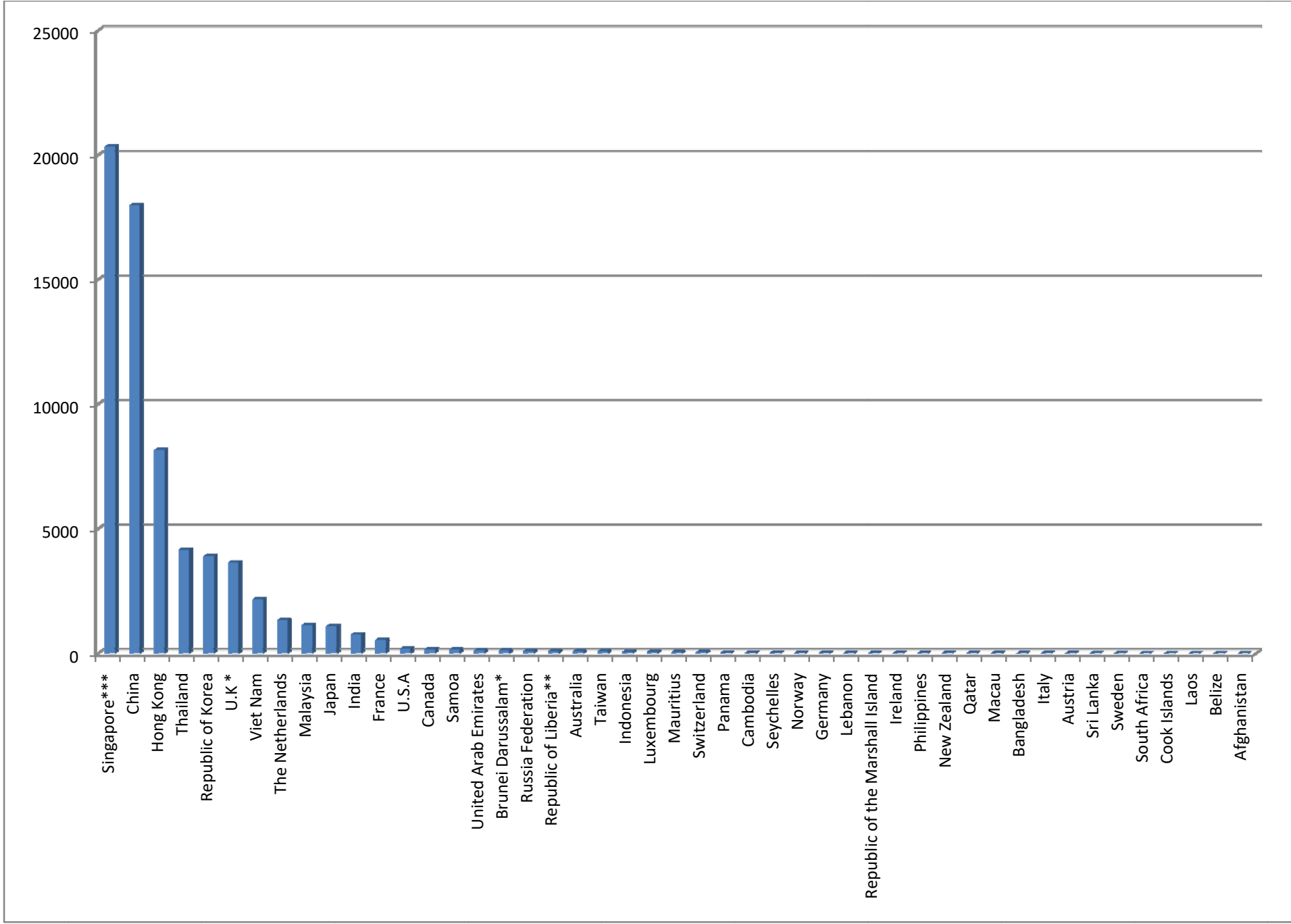
( US \$ in million )

| Sr.<br>No.   | Law                             | Particulars          | Permitted Enterprises |                    |            |
|--|---------------------------------|----------------------|-----------------------|--------------------|------------|
|  |                                 |                      | No.                   | Approved<br>Amount | %          |
| 1  | Special<br>Economic<br>Zone Law | Singapore            | 27                    | 646.652            | 37.56      |
| 2  |                                 | Japan                | 39                    | 535.438            | 31.10      |
| 3  |                                 | Thailand             | 16                    | 174.073            | 10.11      |
| 4  |                                 | Korea                | 6                     | 96.602             | 5.61       |
| 5  |                                 | Hong Kong            | 6                     | 59.150             | 3.44       |
| 6  |                                 | Myanmar***           | 4                     | 54.700             | 3.18       |
| 7  |                                 | UK                   | 1                     | 20.000             | 1.16       |
| 8  |                                 | United Arab Emirates | 1                     | 19.160             | 1.11       |
| 9  |                                 | Malaysia             | 1                     | 15.929             | 0.93       |
| 10   |                                 | Taiwan               | 1                     | 15.356             | 0.89       |
| 11   |                                 | Austria              | 1                     | 15.350             | 0.89       |
| 12   |                                 | Panama               | 1                     | 13.908             | 0.81       |
| 13   |                                 | Australia            | 2                     | 19.323             | 1.12       |
| 14   |                                 | China                | 1                     | 12.000             | 0.70       |
| 15   |                                 | Brunei Darussalam    | 1                     | 8.500              | 0.49       |
| 16   |                                 | Viet Nam             | 2                     | 7.580              | 0.44       |
| 17   |                                 | France               | 1                     | 3.700              | 0.21       |
| 18   |                                 | Switzerland          | 1                     | 3.000              | 0.17       |
| 19   |                                 | Netherland           | 1                     | 1.400              | 0.08       |
|  |                                 | <b>SEZ Total</b>     | <b>113</b>            | <b>1721.821</b>    | <b>100</b> |
| *British Overseas Territories  |                                 |                      |                       |                    |            |
| **The name of promoter and principal organization be changed from Singapore to Republic of Liberia |                                 |                      |                       |                    |            |
| ***Lhuvia Co., Ltd. (1097/2016 (9-3-2016) is added in manufacturing.                               |                                 |                      |                       |                    |            |

### Special Economic Zone Law



| FOREIGN INVESTMENT OF EXISTING ENTERPRISES AS OF 31/7/2019   |                              |                                 |                       |           |        |
|--|------------------------------|---------------------------------|-----------------------|-----------|--------|
| ( BY COUNTRY )   |                              |                                 |                       |           |        |
| ( US \$ in million )   |                              |                                 |                       |           |        |
| Sr.  | Law                          | Particulars                     | Permitted Enterprises |           |        |
|  |                              |                                 | No.                   | Approved  | %      |
| No.  |                              |                                 |                       | Amount    |        |
| 1  |                              | Singapore***                    | 261                   | 20336.229 | 30.56  |
| 2  |                              | China                           | 340                   | 17979.296 | 27.02  |
| 3  |                              | Hong Kong                       | 186                   | 8152.490  | 12.25  |
| 4  |                              | Thailand                        | 86                    | 4154.090  | 6.24   |
| 5  |                              | Republic of Korea               | 161                   | 3891.744  | 5.85   |
| 6  |                              | U.K *                           | 59                    | 3637.273  | 5.47   |
| 7  |                              | Viet Nam                        | 25                    | 2165.203  | 3.25   |
| 8  |                              | The Netherlands                 | 21                    | 1320.389  | 1.98   |
| 9  |                              | Malaysia                        | 36                    | 1127.855  | 1.69   |
| 10   |                              | Japan                           | 102                   | 1087.076  | 1.63   |
| 11   |                              | India                           | 28                    | 757.067   | 1.14   |
| 12   |                              | France                          | 5                     | 540.400   | 0.81   |
| 13   |                              | U.S.A                           | 5                     | 189.231   | 0.28   |
| 14   |                              | Canada                          | 6                     | 163.813   | 0.25   |
| 15   |                              | Samoa                           | 6                     | 138.326   | 0.21   |
| 16   |                              | United Arab Emirates            | 21                    | 108.806   | 0.16   |
| 17   |                              | Brunei Darussalam*              | 2                     | 106.692   | 0.16   |
| 18   |                              | Russia Federation               | 2                     | 94.000    | 0.14   |
| 19   |                              | Republic of Liberia**           | 4                     | 79.201    | 0.12   |
| 20   |                              | Australia                       | 5                     | 69.538    | 0.10   |
| 21   |                              | Taiwan                          | 29                    | 74.207    | 0.11   |
| 22   | Myanmar<br>Investment<br>Law | Indonesia                       | 7                     | 55.233    | 0.08   |
| 23   |                              | Luxembourg                      | 3                     | 47.277    | 0.07   |
| 24   |                              | Mauritius                       | 5                     | 43.814    | 0.07   |
| 25   |                              | Switzerland                     | 3                     | 39.584    | 0.06   |
| 26   |                              | Panama                          | 1                     | 26.000    | 0.04   |
| 27   |                              | Cambodia                        | 7                     | 27.111    | 0.04   |
| 28   |                              | Seychelles                      | 2                     | 23.27     | 0.03   |
| 29   |                              | Norway                          | 1                     | 17.800    | 0.03   |
| 30   |                              | Germany                         | 3                     | 17.651    | 0.03   |
| 31   |                              | Lebanon                         | 1                     | 14.024    | 0.02   |
| 32   |                              | Republic of the Marshall Island | 2                     | 12.359    | 0.02   |
| 33   |                              | Ireland                         | 1                     | 8.053     | 0.01   |
| 34   |                              | Philippines                     | 2                     | 7.173     | 0.01   |
| 35   |                              | New Zealand                     | 1                     | 6.950     | 0.01   |
| 36   |                              | Qatar                           | 1                     | 4.500     | 0.01   |
| 37   | Macau                        | 1                               | 3.640                 | 0.01      |        |
| 38   | Bangladesh                   | 2                               | 3.433                 | 0.01      |        |
| 39   | Italy                        | 1                               | 3.200                 | 0.00      |        |
| 40   | Austria                      | 1                               | 2.865                 | 0.00      |        |
| 41   | Sri Lanka                    | 1                               | 2.500                 | 0.00      |        |
| 42   | Sweden                       | 1                               | 2.050                 | 0.00      |        |
| 43   | South Africa                 | 1                               | 1.309                 | 0.00      |        |
| 44   | Cook Islands                 | 1                               | 1.150                 | 0.00      |        |
| 45   | Laos                         | 1                               | 0.883                 | 0.00      |        |
| 46   | Belize                       | 1                               | 0.810                 | 0.00      |        |
| 47   | Afghanistan                  | 1                               | 0.653                 | 0.00      |        |
|  |                              | FIL Total                       | 1442                  | 66546.218 | 100.00 |
| *British Overseas Territories  |                              |                                 |                       |           |        |
| **The name of promoter and principal organization be changed from Singapore to Republic of Liberia |                              |                                 |                       |           |        |
| * **Lhuvia Co., Ltd. (1097/2016 (9-3-2016) is added in manufacturing.                              |                              |                                 |                       |           |        |



| <b>FOREIGN INVESTMENT OF EXISTING ENTERPRISES AS OF 31/7/2019</b>                                  |                                 |                      |                       |                    |       |
|--|---------------------------------|----------------------|-----------------------|--------------------|-------|
| <b>( BY COUNTRY )</b>  |                                 |                      |                       |                    |       |
| <b>( US \$ in million )</b>  |                                 |                      |                       |                    |       |
| Sr.<br>No.   | Law                             | Particulars          | Permitted Enterprises |                    |       |
|  |                                 |                      | No.                   | Approved<br>Amount | %     |
| 1  | Special<br>Economic<br>Zone Law | Singapore            | 26                    | 638.652            | 37.46 |
| 2  |                                 | Japan                | 37                    | 526.438            | 30.88 |
| 3  |                                 | Thailand             | 16                    | 174.073            | 10.21 |
| 4  |                                 | Korea                | 6                     | 96.602             | 5.67  |
| 5  |                                 | Hong Kong            | 6                     | 59.150             | 3.47  |
| 6  |                                 | Myanmar***           | 4                     | 54.700             | 3.21  |
| 7  |                                 | UK                   | 1                     | 20.000             | 1.17  |
| 8  |                                 | Austria              | 1                     | 19.323             | 1.12  |
| 9  |                                 | United Arab Emirates | 1                     | 19.160             | 0.93  |
| 10   |                                 | Malaysia             | 1                     | 15.929             | 1.13  |
| 11   |                                 | Taiwan               | 1                     | 15.356             | 0.90  |
| 12   |                                 | Australia            | 2                     | 15.350             | 0.82  |
| 13   |                                 | Panama               | 1                     | 13.908             | 0.90  |
| 14   |                                 | China                | 1                     | 12.000             | 0.70  |
| 15   |                                 | Brunei Darussalam    | 1                     | 8.500              | 0.50  |
| 16   |                                 | Viet Nam             | 2                     | 7.580              | 0.44  |
| 17   |                                 | France               | 1                     | 3.700              | 0.22  |
| 18   |                                 | Switzerland          | 1                     | 3.000              | 0.18  |
| 19   |                                 | Netherland           | 1                     | 1.400              | 0.08  |
| SEZ Total  |                                 |                      | 110                   | 1704.821           | 100   |
| *British Overseas Territories  |                                 |                      |                       |                    |       |
| **The name of promoter and principal organization be changed from Singapore to Republic of Liberia |                                 |                      |                       |                    |       |
| * **Lhuvia Co., Ltd. (1097/2016 (9-3-2016) is added in manufacturing.                              |                                 |                      |                       |                    |       |

### Special Economic Zone Law

