

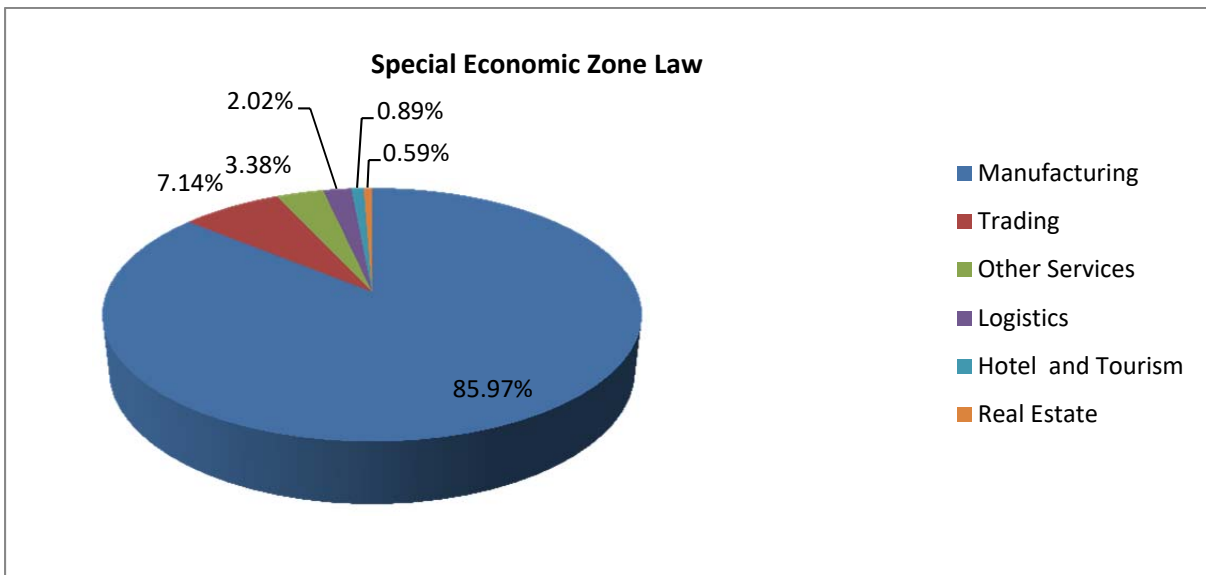
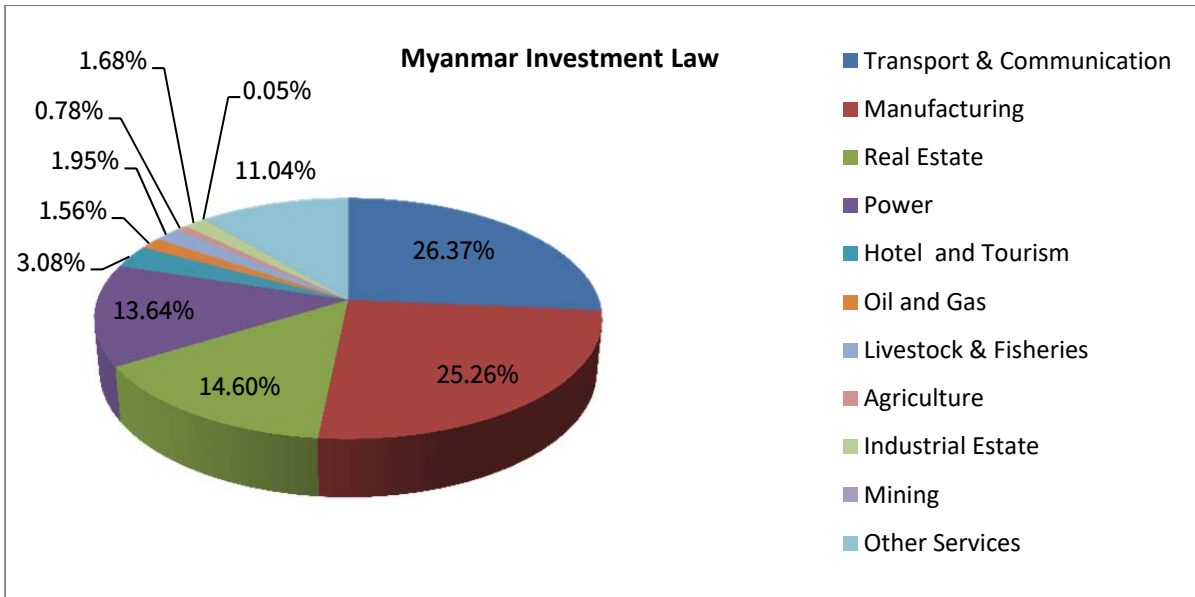
**Foreign Investment of Permitted Enterprises  
from FY 2016-2017 to 2019-2020 July**

**(BY SECTOR)**

( US \$ in million )

Sr. No	Law	Particulars	Permitted Enterprises		
			No.	Approved Amount	%
1	Myanmar Investment Law	Transport & Communication	29	6135.800	26.37
2		Manufacturing	687	5878.267	25.26
3		Real Estate	27	3396.732	14.60
4		Power	19	3173.507	13.64
5		Hotel and Tourism	24	715.755	3.08
6		Oil and Gas		363.024	1.56
7		Livestock & Fisheries	36	452.680	1.95
8		Agriculture	18	181.984	0.78
9		Industrial Estate	5	390.459	1.68
10		Mining		11.110	0.05
11		Other Services	101	2569.577	11.04
		<b>FIL Total</b>	<b>946</b>	<b>23268.895</b>	<b>100.00</b>
1	Special Economic Zone Law	Manufacturing	48	1159.471	85.97
2		Trading	2	96.340	7.14
3		Other Services	7	45.650	3.38
4		Logistics		27.180	2.02
5		Hotel and Tourism	1	12.000	0.89
6		Real Estate		8.000	0.59
		<b>SEZ Total</b>	<b>58</b>	<b>1348.641</b>	<b>100.00</b>
		<b>Grand Total</b>	<b>1004</b>	<b>24617.536</b>	

\* Lluvia Co., Ltd. (1097/2016 (9-3-2016) is added in manufacturing.

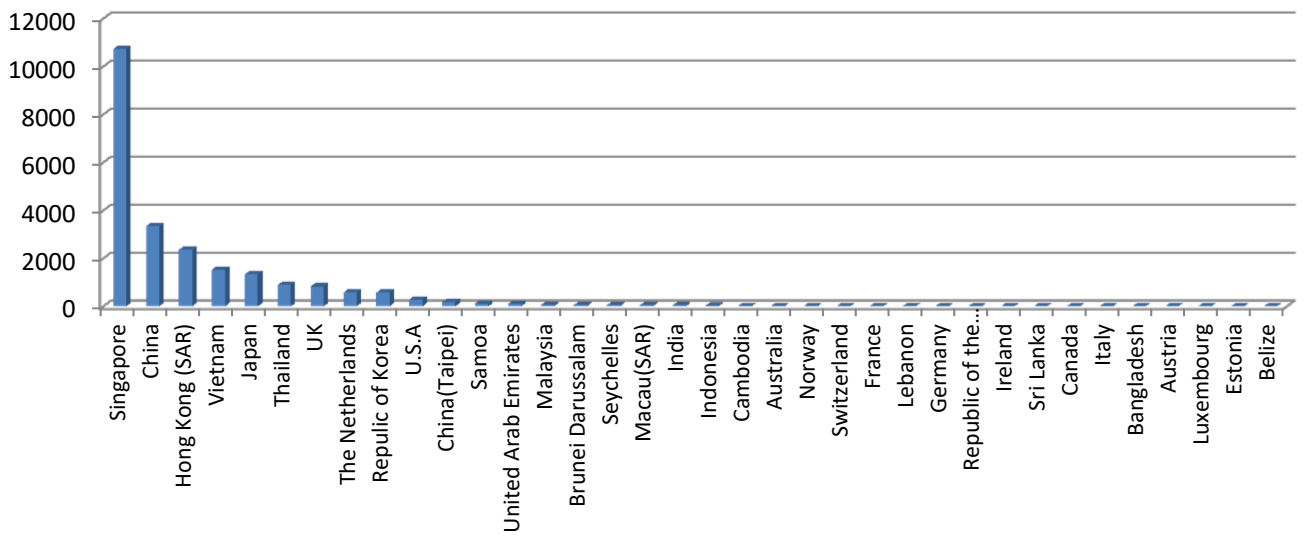


**Foreign Investment of Permitted Enterprises  
from FY 2016-2017 to 2019-2020 July  
( BY COUNTRY )**

( US \$ in million )

Sr. No.	Law	Particulars	Permitted Enterprises		
			No.	Approved Amount	%
1	Myanmar Investment Law	Singapore	122	10727.792	46.10
2		China	364	3342.022	14.36
3		Hong Kong (SAR)	138	2364.994	10.16
4		Vietnam	18	1529.764	6.57
5		Japan	35	1332.711	5.73
6		Thailand	46	888.082	3.82
7		UK	20	832.821	3.58
8		The Netherlands	11	578.155	2.48
9		Republic of Korea	58	575.417	2.47
10		U.S.A	6	287.930	1.24
11		China(Taipei)	34	170.266	0.73
12		Samoa	5	114.180	0.49
13		United Arab Emirates		100.5	0.43
14		Malaysia	16	57.638	0.25
15		Brunei Darussalam	5	52.328	0.22
16		Seychelles	9	43.076	0.19
17		Macau(SAR)	2	39.53	0.17
18		India	11	39.189	0.17
19		Indonesia	4	28.370	0.12
20		Cambodia	3	24.175	0.10
21		Australia	2	18.688	0.08
22		Norway		18.764	0.08
23		Switzerland	2	18.309	0.08
24		France	20	14.250	0.06
25		Lebanon	1	14.024	0.06
26		Germany	3	13.674	0.06
27		Republic of the Marshall Island	1	10.01	0.04
28		Ireland	1	8.053	0.03
29		Sri Lanka	1	6.743	0.03
30		Canada	2	6.510	0.03
31		Italy	2	3.299	0.01
32		Bangladesh	2	2.577	0.01
33		Austria		1.865	0.01
34		Luxembourg		1.527	0.01
35		Estonia	1	0.852	0.00
36		Belize	1	0.810	0.00
		<b>FIL Total</b>	<b>946</b>	<b>23268.895</b>	<b>100.00</b>
1	Special Economic Zone Law	Japan	15	447.367	33.17
2		Singapore	12	412.423	30.58
3		Thailand	13	170.884	12.67
4		Republic of Korea	5	90.802	6.73
5		China(Taipei)	1	52.293	3.88
6		United Kingdom	2	37.500	2.78
7		Hong Kong (SAR)	2	35.500	2.63
8		Malaysia	1	16.929	1.26
9		Austria	1	15.350	1.14
10		United Arab Emirates		15.140	1.12
11		Australia	1	13.700	1.02
12		Denmark	1	13.500	1.00
13		Myanmar		12.140	0.90
14		Switzerland	1	4.000	0.30
15		France	1	3.700	0.27
16		Brunei Darussalam		3.500	0.26
17		Vietnam	1	2.513	0.19
18		Netherland	1	1.400	0.10
		<b>SEZ Total</b>	<b>58</b>	<b>1348.641</b>	<b>100.00</b>
		<b>Grand Total</b>	<b>1004</b>	<b>24617.536</b>	

### Myanmar Investment Law



### Special Economic Zone Law

