

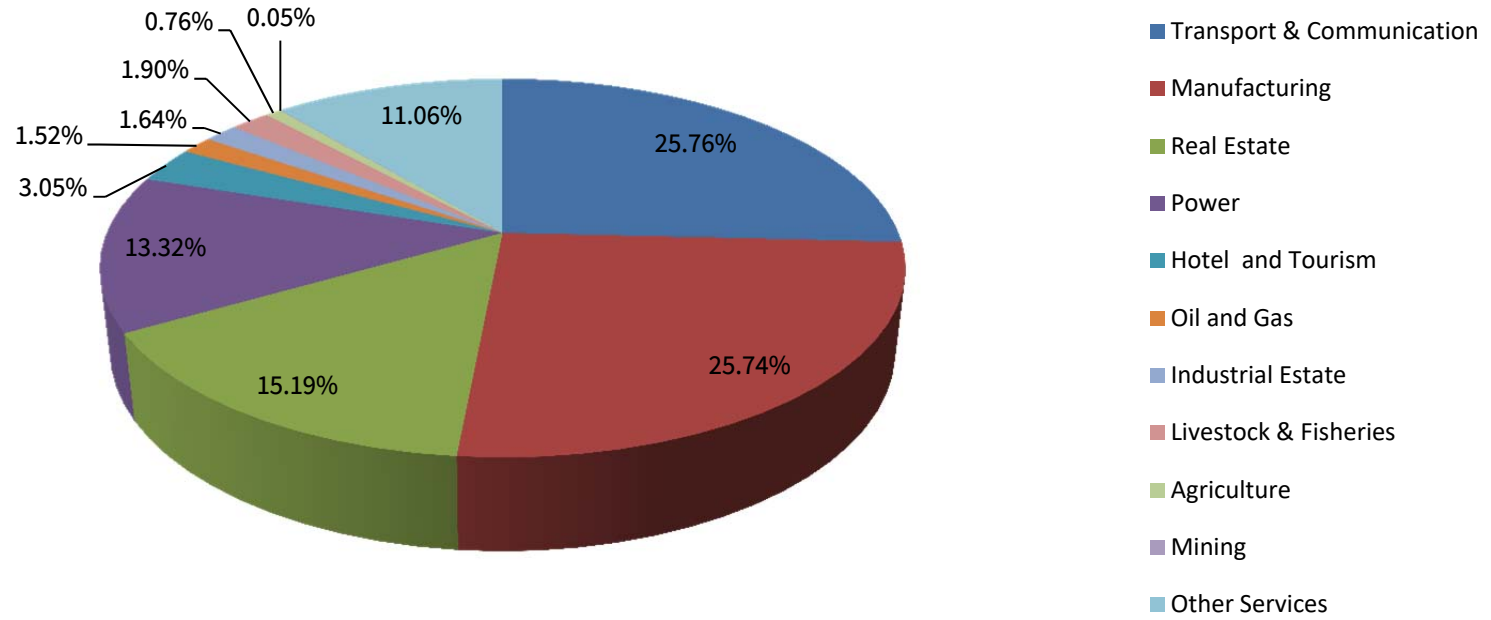
**Foreign Investment of Permitted Enterprises
From FY 2016-2017 to 2019-2020**

(BY SECTOR)

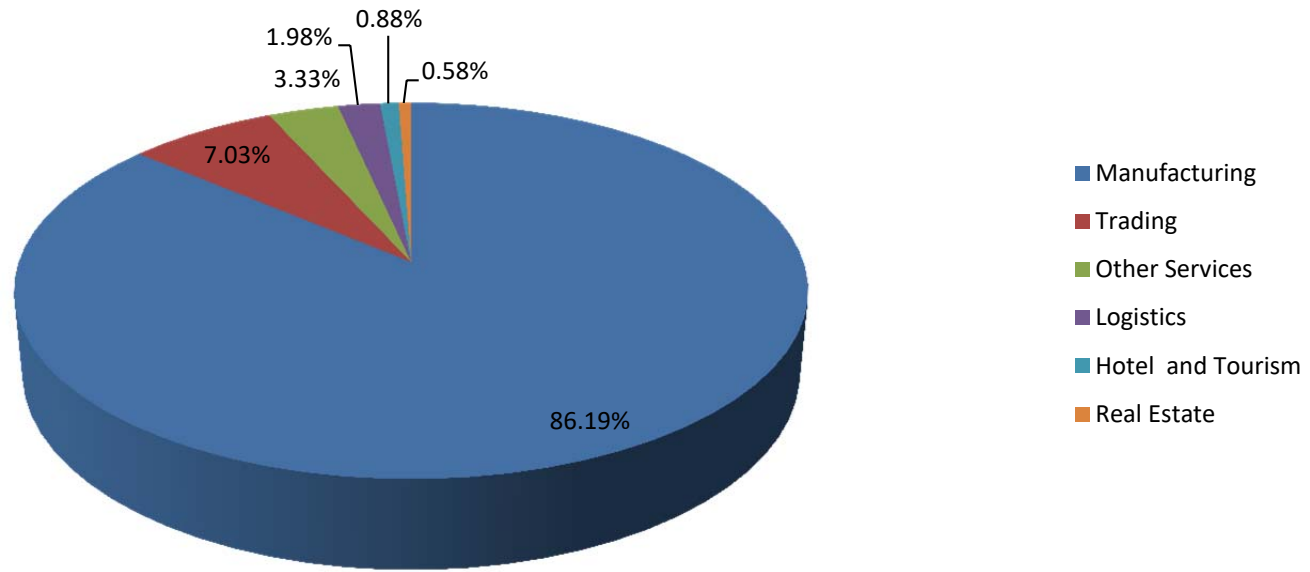
(US \$ in million)

Sr. No	Law	Particulars	Permitted Enterprises		
			No.	Approved Amount	%
1	Myanmar Investment Law	Transport & Communication	29	6135.800	25.76
2		Manufacturing	706	6131.415	25.74
3		Real Estate	29	3616.867	15.19
4		Power	19	3173.507	13.32
5		Hotel and Tourism	24	725.913	3.05
6		Oil and Gas		363.024	1.52
7		Industrial Estate	5	390.459	1.64
8		Livestock & Fisheries	36	452.680	1.90
9		Agriculture	18	181.984	1.52
10		Mining		11.110	0.05
11		Other Services	106	2634.287	11.06
		FIL Total	972	23817.046	100.76
1	Special Economic Zone Law	Manufacturing	50	1180.451	86.19
2		Trading	2	96.340	7.03
3		Other Services	7	45.650	3.33
4		Logistics		27.180	1.98
5		Hotel and Tourism	1	12.000	0.88
6		Real Estate		8.000	0.58
		SEZ Total	60	1369.621	100.00
		Grand Total	1032	25186.667	

Myanmar Investment Law



Special Economic Zone Law



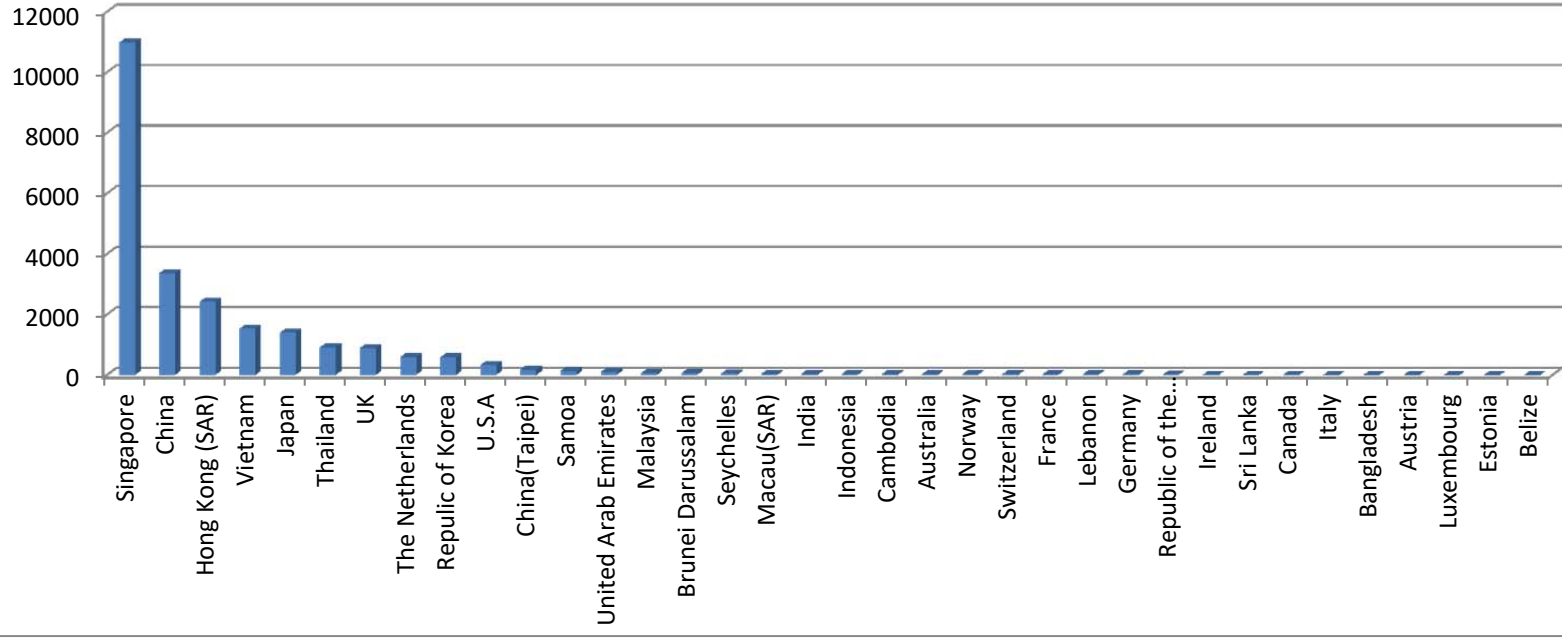
**Foreign Investment of Permitted Enterprises
From FY 2016-2017 to 2019-2020**

(BY COUNTRY)

(US \$ in million)

Sr. No.	Law	Particulars	Permitted Enterprises		
			No.	Approved Amount	%
1	Myanmar Investment Law	Singapore	124	10977.927	46.09
2		China	372	3363.413	14.12
3		Hong Kong (SAR)	139	2414.227	10.14
4		Vietnam	17	1528.264	6.42
5		Japan	37	1390.403	5.84
6		Thailand	47	911.409	3.83
7		UK	24	889.093	3.73
8		The Netherlands	11	581.338	2.44
9		Republic of Korea	60	585.917	2.46
10		U.S.A	6	326.500	1.37
11		China(Taipei)	37	180.130	0.76
12		Samoa	7	139.921	0.59
13		United Arab Emirates		100.500	0.42
14		Malaysia	16	57.638	0.24
15		Brunei Darussalam	5	52.328	0.22
16		Seychelles	10	46.076	0.19
17		Macau(SAR)	2	39.530	0.17
18		India	11	39.189	0.16
19		Indonesia	4	28.370	0.12
20		Cambodia	3	24.175	0.10
21		Australia	3	19.431	0.08
22		Norway		18.764	0.08
23		Switzerland	2	18.309	0.08
24		France	20	14.250	0.06
25		Lebanon	1	14.024	0.06
26		Germany	3	13.674	0.06
27		Republic of the Marshall Island	1	10.010	0.04
28		Ireland	1	8.053	0.03
29		Sri Lanka	1	6.743	0.03
30		Canada	2	6.510	0.03
31		Italy	2	3.299	0.01
32		Bangladesh	2	2.577	0.01
33		Austria		1.865	0.01
34		Luxembourg		1.527	0.01
35		Estonia	1	0.852	0.00
36		Belize	1	0.810	0.00
		FIL Total	972	23817.046	100
1	Special Economic Zone Law	Japan	15	447.367	32.66
2		Singapore	12	412.423	30.11
3		Thailand	14	175.584	12.82
4		Republic of Korea	5	90.802	6.63
5		China (Taipei)	2	63.293	4.62
6		United Kingdom	2	37.500	2.74
7		Hong Kong (SAR)	2	35.500	2.59
8		Malaysia	1	16.929	1.24
9		Austria	1	15.350	1.12
10		United Arab Emirates		20.420	1.49
11		Australia	1	13.700	1.00
12		Denmark	1	13.500	0.99
13		Myanmar		12.140	0.89
14		Switzerland	1	4.000	0.29
15		France	1	3.700	0.27
16		Brunei Darussalam		3.500	0.26
17		Vietnam	1	2.513	0.18
18		Netherland	1	1.400	0.10
		SEZ Total	60	1369.621	100.00
		Grand Total	1032	25186.667	

Myanmar Investment Law



Special Economic Zone Law

