

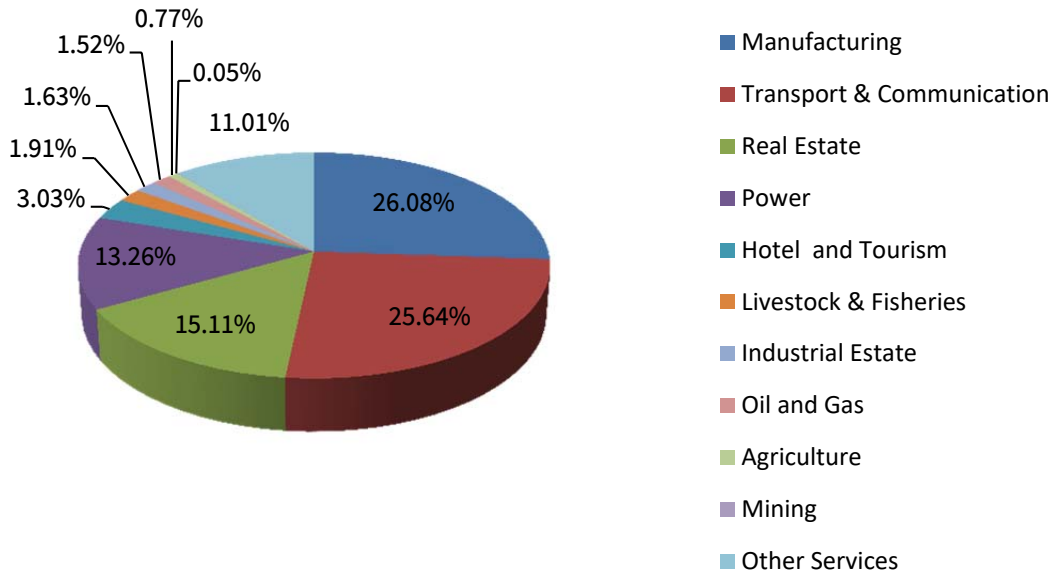
**Foreign Investment of Permitted Enterprises
From FY 2016-2017 to 2020-2021 (October)**

(BY SECTOR)

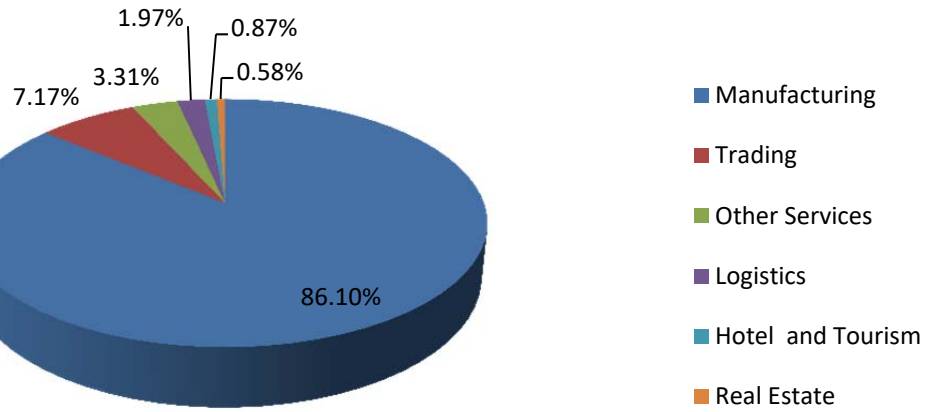
(US \$ in million)

Sr. No	Law	Particulars	Permitted Enterprises		
			No.	Approved Amount	%
1	Myanmar Investment Law	Manufacturing	711	6242.506	26.08
2		Transport & Communication	29	6135.800	25.64
3		Real Estate	29	3616.867	15.11
4		Power	19	3173.507	13.26
5		Hotel and Tourism	24	725.913	3.03
6		Livestock & Fisheries	37	457.680	1.91
7		Industrial Estate	5	390.459	1.63
8		Oil and Gas		363.024	1.52
9		Agriculture	19	183.374	1.52
10		Mining		11.110	0.05
11		Other Services	106	2634.487	11.01
		FIL Total	979	23934.727	100.75
1	Special Economic Zone Law	Manufacturing	50	1185.951	86.10
2		Trading	2	98.700	7.17
3		Other Services	7	45.650	3.31
4		Logistics		27.180	1.97
5		Hotel and Tourism	1	12.000	0.87
6		Real Estate		8.000	0.58
		SEZ Total	60	1377.481	100.00
		Grand Total	1039	25312.208	

Myanmar Investment Law



Special Economic Zone Law



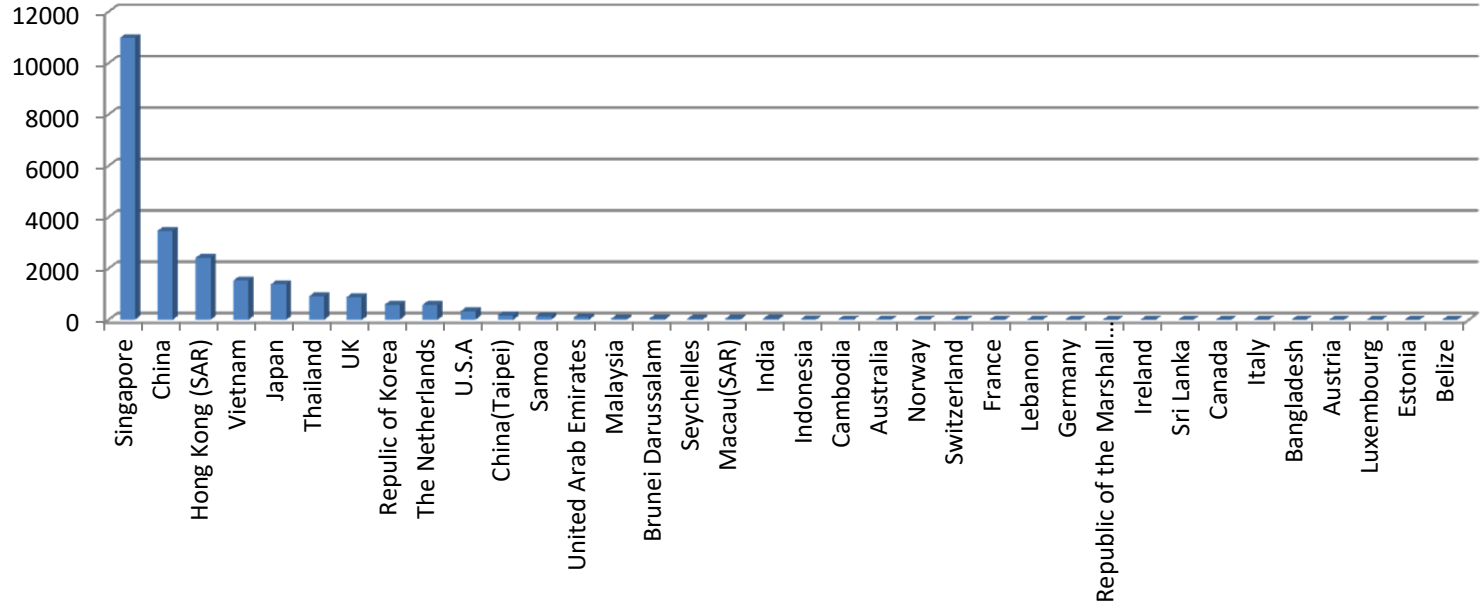
**Foreign Investment of Permitted Enterprises
From FY 2016-2017 to 2020-2021 (October)**

(BY COUNTRY)

(US \$ in million)

Sr. No.	Law	Particulars	Permitted Enterprises		
			No.	Approved Amount	%
1		Singapore	126	10980.317	45.88
2		China	375	3470.969	14.50
3		Hong Kong (SAR)	139	2414.429	10.09
4		Vietnam	18	1529.464	6.39
5		Japan	37	1390.703	5.81
6		Thailand	47	911.999	3.81
7		UK	24	889.093	3.71
8		Republic of Korea	61	590.917	2.47
9		The Netherlands	11	581.338	2.43
10		U.S.A	6	326.500	1.36
11		China(Taipei)	37	180.573	0.75
12		Samoa	7	139.921	0.58
13		United Arab Emirates		100.500	0.42
14		Malaysia	16	57.638	0.24
15		Brunei Darussalam	5	52.328	0.22
16		Seychelles	10	46.076	0.19
17	Myanmar Investment Law	Macau(SAR)	2	39.530	0.17
18		India	11	39.189	0.16
19		Indonesia	4	28.370	0.12
20		Cambodia	3	24.175	0.10
21		Australia	3	19.431	0.08
22		Norway		18.764	0.08
23		Switzerland	2	18.309	0.08
24		France	20	14.250	0.06
25		Lebanon	1	14.024	0.06
26		Germany	3	13.674	0.06
27		Republic of the Marshall Island	1	10.010	0.04
28		Ireland	1	8.053	0.03
29		Sri Lanka	1	6.743	0.03
30		Canada	2	6.510	0.03
31		Italy	2	3.299	0.01
32		Bangladesh	2	2.577	0.01
33		Austria		1.865	0.01
34		Luxembourg		1.527	0.01
35		Estonia	1	0.852	0.00
36		Belize	1	0.810	0.00
		FIL Total	979	23934.727	100
1		Japan	15	447.367	32.48
2		Singapore	12	412.423	29.94
3		Thailand	14	175.584	12.75
4		Republic of Korea	5	96.302	6.99
5		China (Taipei)	2	63.293	4.59
6		United Kingdom	2	37.500	2.72
7		Hong Kong (SAR)	2	35.500	2.58
8		Malaysia	1	16.929	1.23
9		Austria	1	17.710	1.29
10		United Arab Emirates		20.420	1.48
11	Special Economic Zone Law	Australia	1	13.700	0.99
12		Denmark	1	13.500	0.98
13		Myanmar		12.140	0.88
14		Switzerland	1	4.000	0.29
15		France	1	3.700	0.27
16		Brunei Darussalam		3.500	0.25
17		Vietnam	1	2.513	0.18
18		Netherland	1	1.400	0.10
		SEZ Total	60	1377.481	100.00
		Grand Total	1039	25312.208	

Myanmar Investment Law



Special Economic Zone Law

