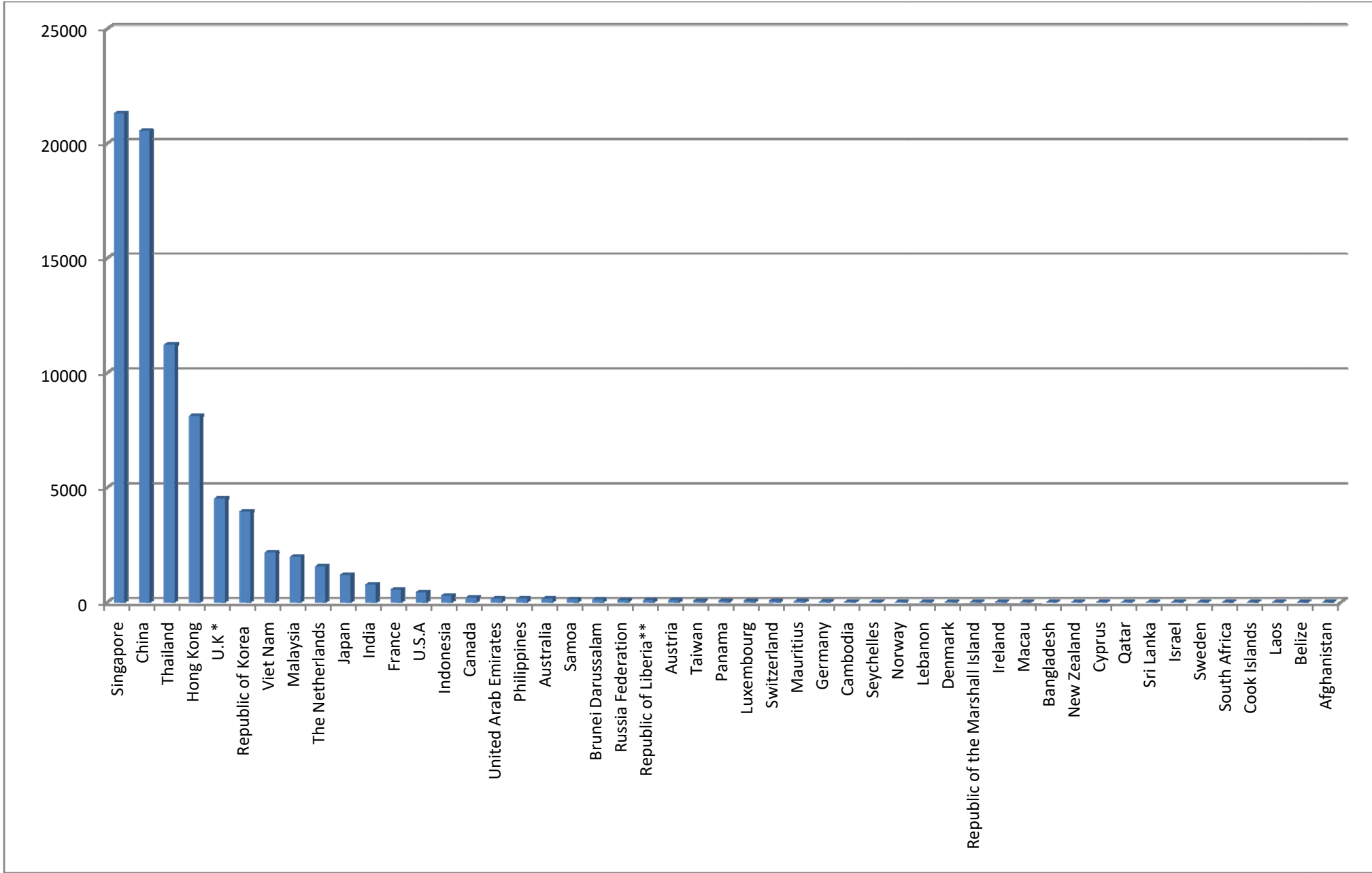


FOREIGN INVESTMENT OF PERMITTED ENTERPRISES AS OF (30/4/2019)					
(BY COUNTRY)					
(US \$ in million)					
Sr. No.	Law	Particulars	Permitted Enterprises		
			No.	Approved Amount	%
1		Singapore	309	21302.496	26.58
2		China	334	20540.022	25.63
3		Thailand	126	11227.469	14.01
4		Hong Kong	198	8125.509	10.14
5		U.K *	95	4521.318	5.64
6		Republic of Korea	170	3958.873	4.94
7		Viet Nam	23	2163.603	2.70
8		Malaysia	66	1963.124	2.45
9		The Netherlands	24	1554.889	1.94
10		Japan	116	1190.599	1.49
11		India	30	763.567	0.95
12		France	20	549.740	0.69
13		U.S.A	20	432.796	0.54
14		Indonesia	16	274.530	0.34
15		Canada	20	203.594	0.25
16		United Arab Emirates	3	147.692	0.18
17		Philippines	3	147.173	0.18
18		Australia	18	145.799	0.18
19		Samoa	6	138.326	0.17
20		Brunei Darussalam	23	112.167	0.14
21		Russia Federation	2	94.000	0.12
22		Republic of Liberia**	4	79.201	0.10
23		Austria	2	74.365	0.09
24	Myanmar Investment Law	Taiwan	25	59.107	0.07
25		Panama	2	55.101	0.07
26		Luxembourg	3	47.277	0.06
27		Switzerland	6	47.196	0.06
28		Mauritius	3	39.584	0.05
29		Germany	4	32.651	0.04
30		Cambodia	3	24.175	0.03
31		Seychelles	5	23.538	0.03
32		Norway	1	17.800	0.02
33		Lebanon	1	14.024	0.02
34		Denmark	1	13.370	0.02
35		Republic of the Marshall Island	2	12.359	0.02
36		Ireland	1	8.053	0.01
37		Macau	3	8.040	0.01
38		Bangladesh	5	7.890	0.01
39		New Zealand	1	6.950	0.01
40		Cyprus	1	5.250	0.01
41		Qatar	1	4.500	0.01
42		Sri Lanka	2	3.500	0.00
43		Israel	1	2.400	0.00
44		Sweden	1	2.050	0.00
45		South Africa	1	1.309	0.00
46		Cook Islands	1	1.150	0.00
47		Laos	1	0.883	0.00
48		Belize	1	0.810	0.00
49		Afghanistan	1	0.653	0.00
			FIL Total	1705	80150.472
		*British Overseas Territories			
		**The name of promoter and principal organization be changed from Singapore to Republic of Liberia			
		***Lhuvia Co., Ltd. (1097/2016 (9-3-2016) is added in manufacturing.			



FOREIGN INVESTMENT OF PERMITTED ENTERPRISES AS OF (30/4/2019)
(BY COUNTRY)

(US \$ in million)

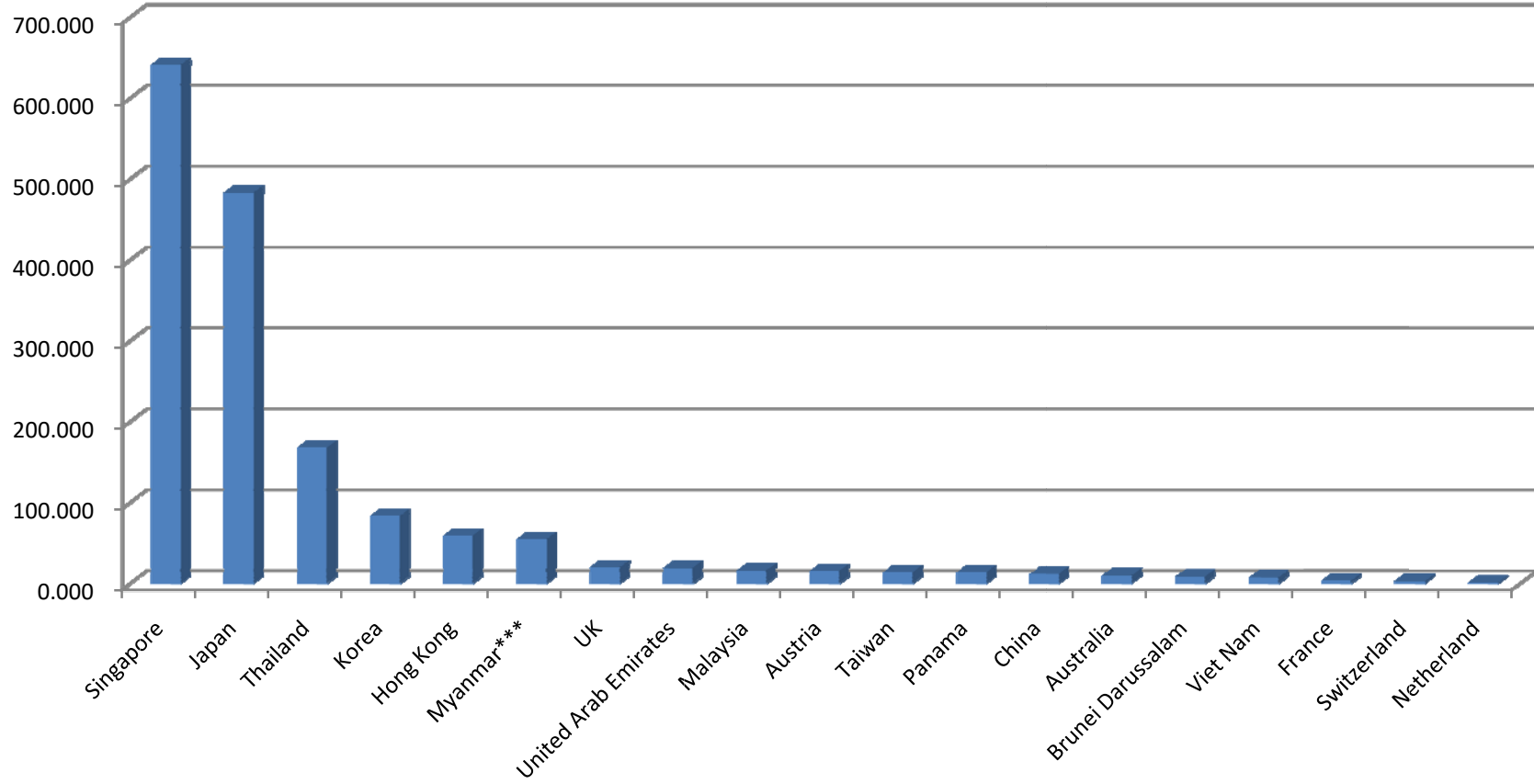
Sr. No.	Law	Particulars	Permitted Enterprises		
			No.	Approved Amount	%
1	Special Economic Zone Law	Singapore	27	641.295	39.24
2		Japan	37	483.288	29.57
3		Thailand	14	167.799	10.27
4		Korea	5	83.602	5.11
5		Hong Kong	6	59.150	3.62
6		Myanmar***	4	54.700	3.35
7		UK	1	20.000	1.22
8		United Arab Emirates	1	19.160	1.17
9		Malaysia	1	15.929	0.97
10		Austria	1	15.350	0.94
11		Taiwan	1	14.000	0.86
12		Panama	1	13.908	0.85
13		China	1	12.000	0.73
14		Australia	2	10.100	0.62
15		Brunei Darussalam	1	8.500	0.52
16		Viet Nam	2	7.580	0.46
17		France	1	3.700	0.23
18		Switzerland	1	3.000	0.18
19		Netherland	1	1.400	0.09
		SEZ Total	108	1634.461	100

*British Overseas Territories

**The name of promoter and principal organization be changed from Singapore to Republic of Liberia

***Lluvia Co., Ltd. (1097/2016 (9-3-2016) is added in manufacturing.

Special Economic Zone Law



**FOREIGN INVESTMENT OF EXISTING ENTERPRISES AS OF 30/4/2019
(BY COUNTRY)**

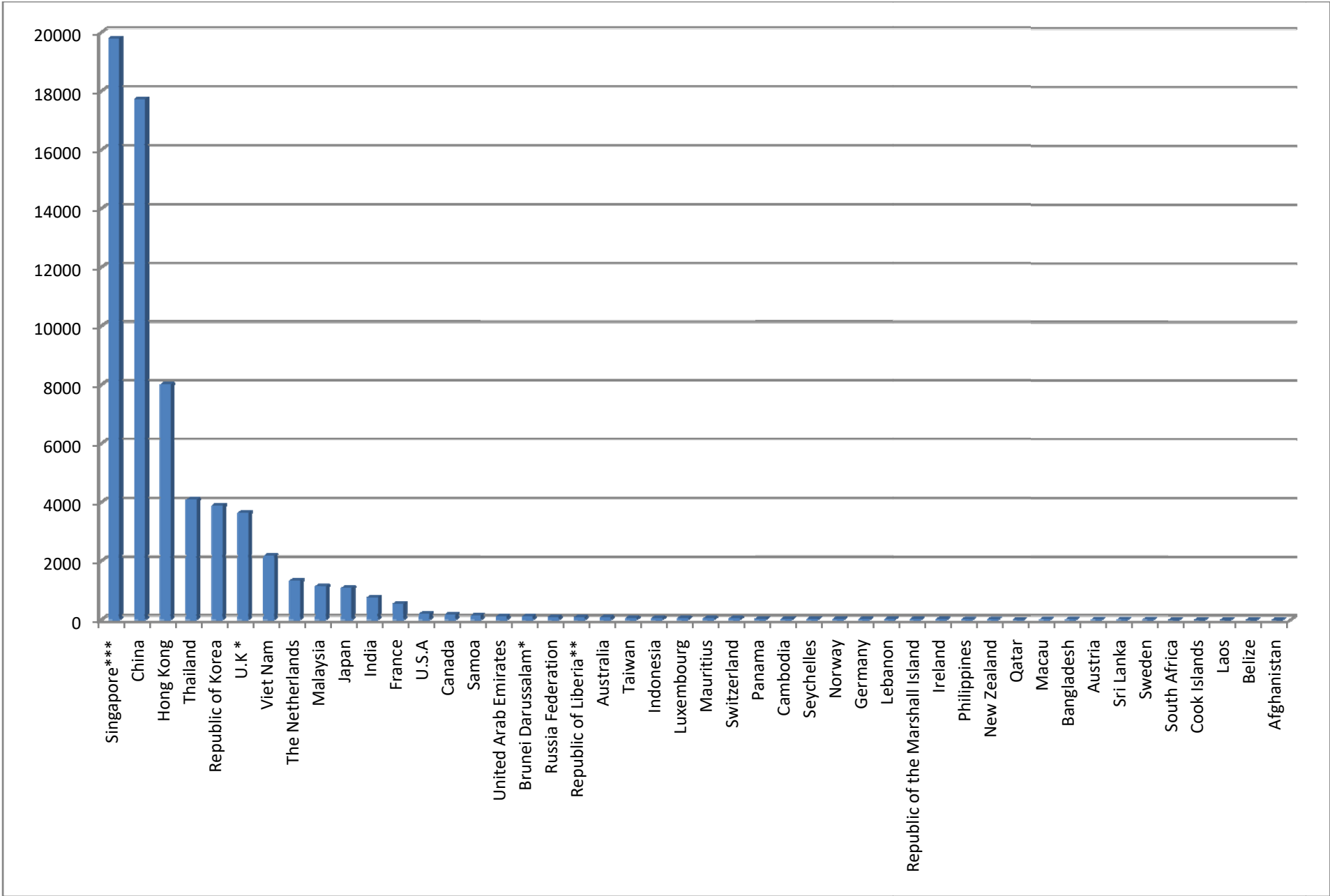
(US \$ in million)

Sr. No.	Law	Particulars	Permitted Enterprises		
			No.	Approved Amount	%
1		Singapore***	261	19789.637	29.77
2		China	303	17722.741	27.24
3		Hong Kong	174	8001.340	12.32
4		Thailand	83	4077.958	6.25
5		Republic of Korea	155	3886.068	5.98
6		U.K *	57	3630.184	5.59
7		Viet Nam	23	2163.603	3.33
8		The Netherlands	21	1320.389	2.03
9		Malaysia	36	1127.855	1.74
10		Japan	102	1069.211	1.64
11		India	27	752.067	1.17
12		France	4	539.910	0.83
13		U.S.A	5	189.231	0.29
14		Canada	6	163.813	0.25
15		Samoa	6	138.326	0.21
16		United Arab Emirates	21	108.327	0.16
17		Brunei Darussalam*	2	106.692	0.16
18		Russia Federation	2	94.000	0.14
19		Republic of Liberia**	4	79.201	0.12
20		Australia	5	69.538	0.11
21		Taiwan	25	59.107	0.09
22	Myanmar Investment Law	Indonesia	7	55.233	0.09
23		Luxembourg	3	47.277	0.07
24		Mauritius	5	43.814	0.06
25		Switzerland	3	39.584	0.06
26		Panama	1	26.000	0.04
27		Cambodia	5	23.538	0.04
28		Seychelles	2	23.270	0.04
29		Norway	1	17.800	0.03
30		Germany	3	17.651	0.03
31		Lebanon	1	14.024	0.02
32		Republic of the Marshall Island	2	12.359	0.02
33		Ireland	1	8.053	0.01
34		Philippines	2	7.173	0.01
35		New Zealand	1	6.950	0.01
36		Qatar	1	4.500	0.01
37		Macau	1	3.640	0.01
38		Bangladesh	2	3.433	0.01
39		Austria	1	2.865	0.00
40		Sri Lanka	1	2.500	0.00
41		Sweden	1	2.050	0.00
42		South Africa	1	1.309	0.00
43		Cook Islands	1	1.150	0.00
44		Laos	1	0.883	0.00
45		Belize	1	0.810	0.00
46	Afghanistan	1	0.653	0.00	
		FIL Total	1371	65455.717	100.00

*British Overseas Territories

**The name of promoter and principal organization be changed from Singapore to Republic of Liberia

***Lhuvia Co., Ltd. (1097/2016 (9-3-2016) is added in manufacturing.



FOREIGN INVESTMENT OF EXISTING ENTERPRISES AS OF 30/4/2019					
(BY COUNTRY)					
(US \$ in million)					
Sr. No.	Law	Particulars	Permitted Enterprises		
			No.	Approved Amount	%
1	Special Economic Zone Law	Singapore	27	641.295	39.41
2		Japan	36	476.038	29.25
3		Thailand	14	167.799	10.31
4		Korea	5	83.602	5.14
5		Hong Kong	6	59.150	3.64
6		Myanmar***	4	54.700	3.36
7		UK	1	20.000	1.23
8		United Arab Emirates	1	19.160	1.18
9		Malaysia	1	15.929	0.98
10		Austria	1	15.350	0.94
11		Taiwan	1	14.000	0.86
12		Panama	1	13.908	0.85
13		China	1	12.000	0.74
14		Australia	2	10.100	0.62
15		Brunei Darussalam	1	8.500	0.52
16		Viet Nam	2	7.580	0.47
17		France	1	3.700	0.23
18		Switzerland	1	3.000	0.18
19		Netherland	1	1.400	0.09
		SEZ Total	107	1627.211	100
*British Overseas Territories					
**The name of promoter and principal organization be changed from Singapore to Republic of Liberia					
* **Lhuvia Co., Ltd. (1097/2016 (9-3-2016) is added in manufacturing.					

Special Economic Zone Law

