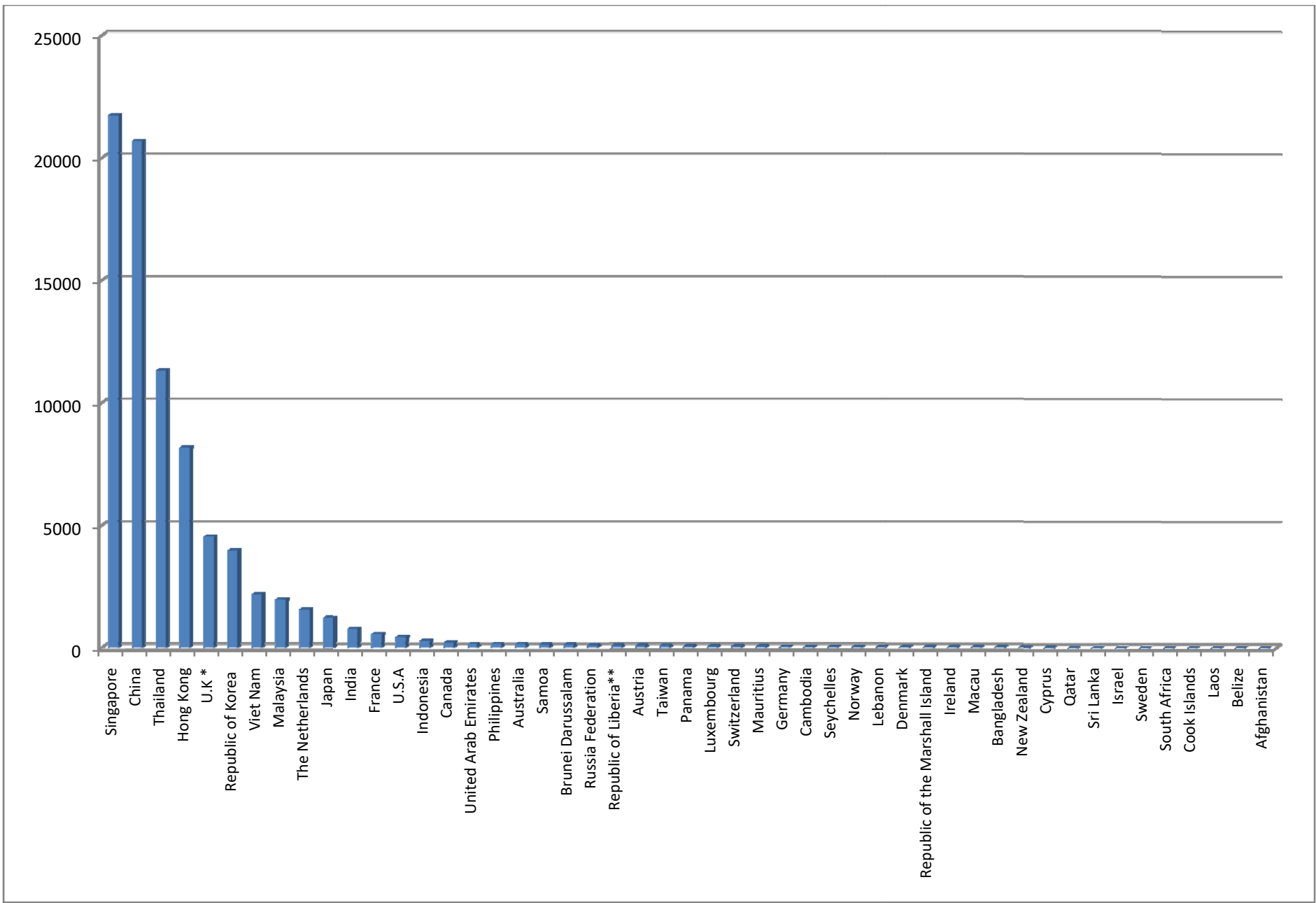


FOREIGN INVESTMENT OF PERMITTED ENTERPRISES AS OF (30/6/2019)					
(BY COUNTRY)					
(US \$ in million)					
Sr. No.	Law	Particulars	Permitted Enterprises		
			No.	Approved Amount	%
1		Singapore	310	21737.049	26.87
2		China	359	20680.227	25.57
3		Thailand	129	11309.433	13.98
4		Hong Kong	203	8165.232	10.09
5		U.K *	96	4525.407	5.59
6		Republic of Korea	175	3962.669	4.90
7		Viet Nam	25	2165.203	2.68
8		Malaysia	66	1963.124	2.43
9		The Netherlands	24	1554.889	1.92
10		Japan	116	1208.406	1.49
11		India	30	763.567	0.94
12		France	21	550.230	0.68
13		U.S.A	20	432.796	0.54
14		Indonesia	16	274.530	0.34
15		Canada	20	203.594	0.25
16		United Arab Emirates	3	147.692	0.18
17		Philippines	3	147.173	0.18
18		Australia	18	145.799	0.18
19		Samoa	6	138.326	0.17
20		Brunei Darussalam	23	115.356	0.14
21		Russia Federation	2	94.000	0.12
22		Republic of Liberia**	4	79.201	0.10
23		Austria	2	74.365	0.09
24	Myanmar	Taiwan	28	71.707	0.09
25	Investment	Panama	2	55.101	0.07
26	Law	Luxembourg	3	47.277	0.06
27		Switzerland	6	47.196	0.06
28		Mauritius	3	39.584	0.05
29		Germany	4	32.651	0.04
30		Cambodia	3	24.175	0.03
31		Seychelles	6	25.111	0.03
32		Norway	1	17.800	0.02
33		Lebanon	1	14.024	0.02
34		Denmark	1	13.370	0.02
35		Republic of the Marshall Island	2	12.359	0.02
36		Ireland	1	8.053	0.01
37		Macau	3	8.040	0.01
38		Bangladesh	5	7.890	0.01
39		New Zealand	1	6.950	0.01
40		Cyprus	1	5.250	0.01
41		Qatar	1	4.500	0.01
42		Sri Lanka	2	3.500	0.00
43		Israel	1	2.400	0.00
44		Sweden	1	2.050	0.00
45		South Africa	1	1.309	0.00
46		Cook Islands	1	1.150	0.00
47		Laos	1	0.883	0.00
48		Belize	1	0.810	0.00
49		Afghanistan	1	0.653	0.00
		FIL Total	1752	80892.061	100.00
*British Overseas Territories					
**The name of promoter and principal organization be changed from Singapore to Republic of Liberia					
***Lhuvia Co., Ltd. (1097/2016 (9-3-2016) is added in manufacturing.					



**FOREIGN INVESTMENT OF PERMITTED ENTERPRISES AS OF (30/6/2019)
(BY COUNTRY)**

(US \$ in million)

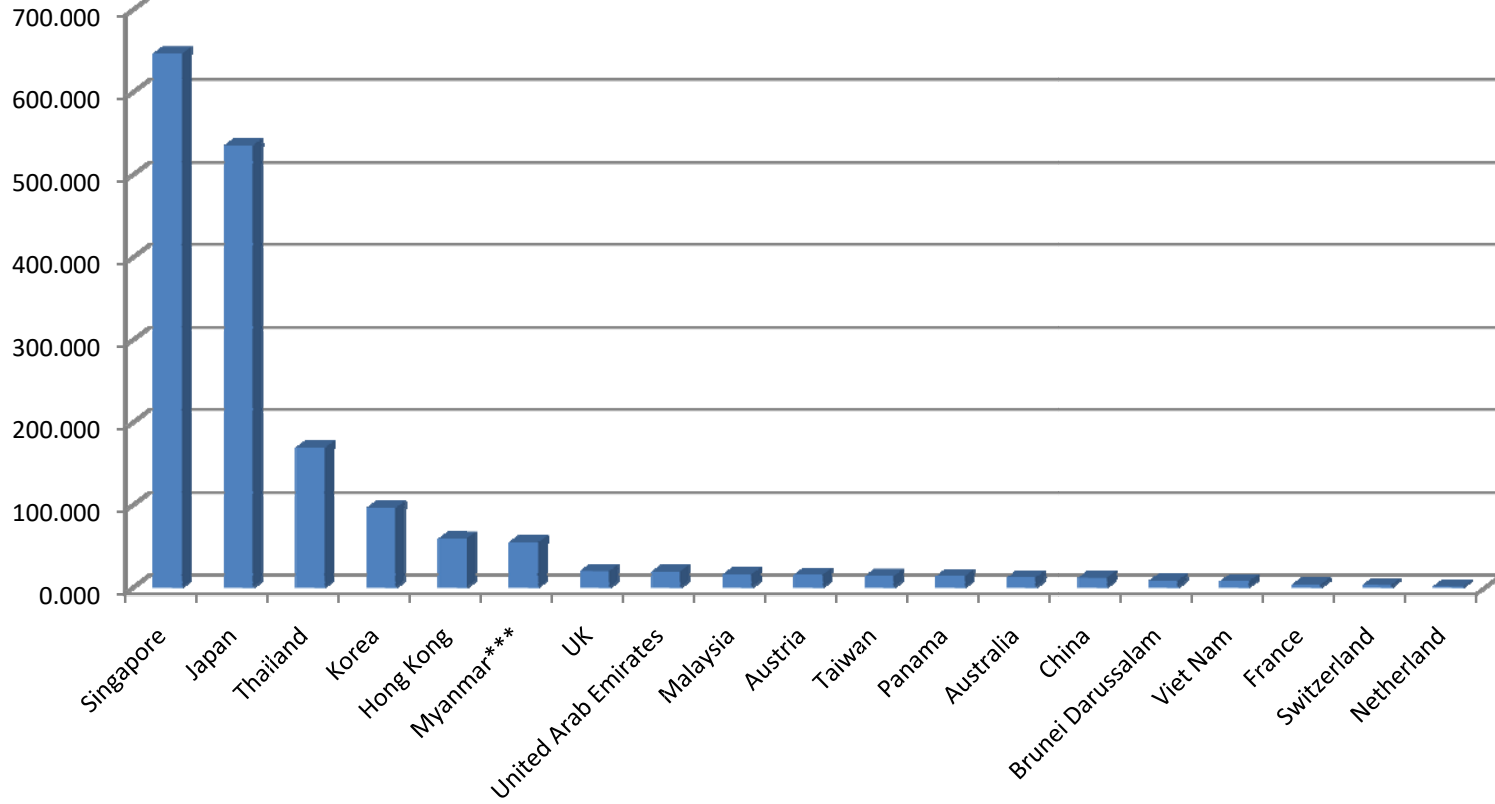
Sr. No.	Law	Particulars	Permitted Enterprises		
			No.	Approved Amount	%
1	Special Economic Zone Law	Singapore	27	646.652	37.84
2		Japan	39	535.438	31.34
3		Thailand	15	169.299	9.91
4		Korea	6	96.602	5.65
5		Hong Kong	6	59.150	3.46
6		Myanmar***	4	54.700	3.20
7		UK	1	20.000	1.17
8		United Arab Emirates	1	19.160	1.12
9		Malaysia	1	15.929	0.93
10		Austria	1	15.350	0.90
11		Taiwan	1	14.000	0.82
12		Panama	1	13.908	0.81
13		Australia	2	12.323	0.72
14		China	1	12.000	0.70
15		Brunei Darussalam	1	8.500	0.50
16		Viet Nam	2	7.580	0.44
17		France	1	3.700	0.22
18		Switzerland	1	3.000	0.18
19		Netherland	1	1.400	0.08
		SEZ Total	112	1708.691	100

*British Overseas Territories

**The name of promoter and principal organization be changed from Singapore to Republic of Liberia

***Lhuvia Co., Ltd. (1097/2016 (9-3-2016) is added in manufacturing.

Special Economic Zone Law

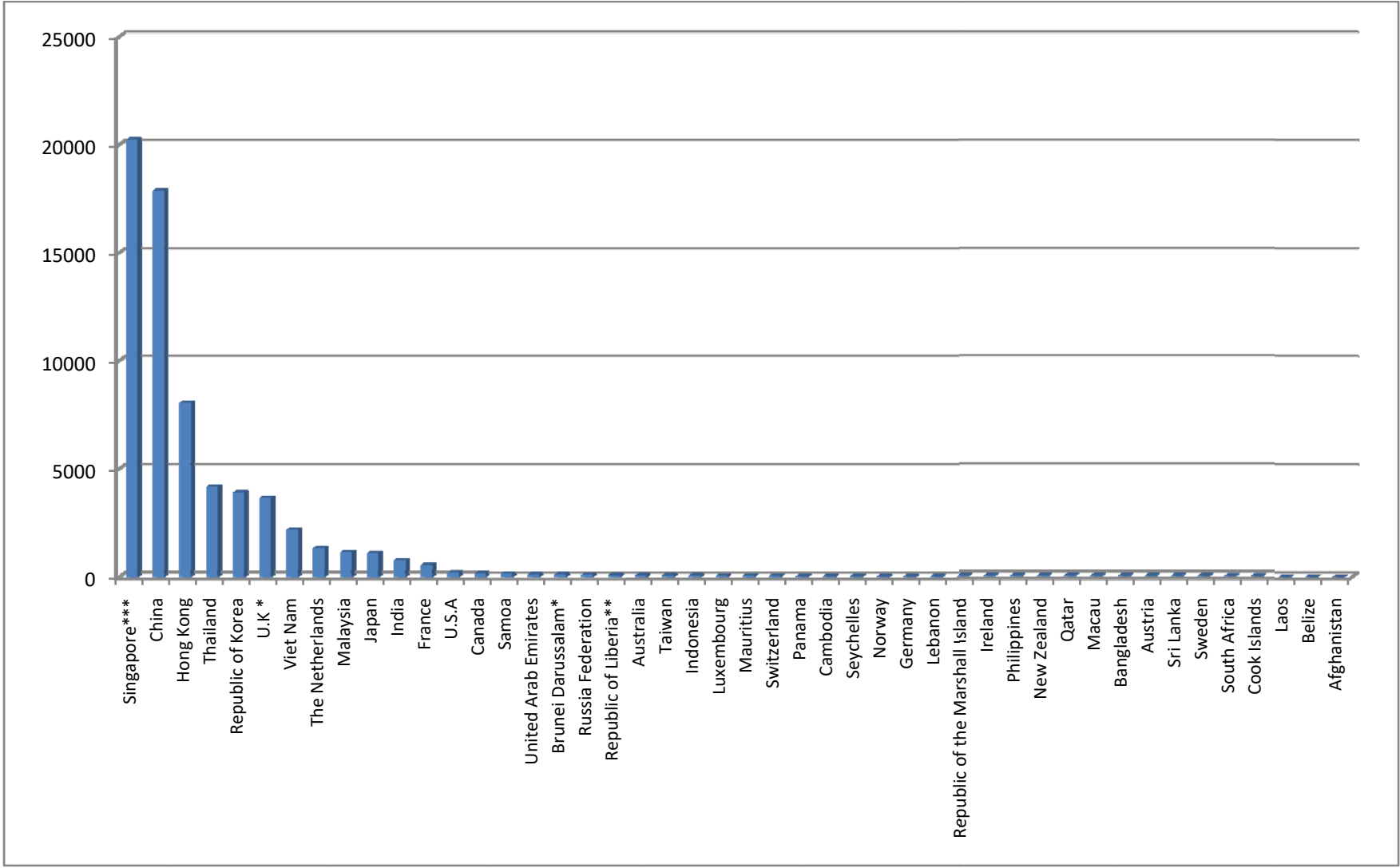


FOREIGN INVESTMENT OF EXISTING ENTERPRISES AS OF 30/6/2019

(BY COUNTRY)

(US \$ in million)

Sr. No.	Law	Particulars	Permitted Enterprises		
			No.	Approved Amount	%
1	Myanmar Investment Law	Singapore***	261	20221.590	30.55
2		China	328	17862.946	26.99
3		Hong Kong	179	8041.063	12.15
4		Thailand	86	4159.922	6.28
5		Republic of Korea	159	3888.744	5.87
6		U.K *	58	3634.273	5.49
7		Viet Nam	25	2165.203	3.27
8		The Netherlands	21	1320.389	1.99
9		Malaysia	36	1127.855	1.70
10		Japan	102	1087.018	1.64
11		India	27	752.067	1.14
12		France	5	540.400	0.82
13		U.S.A	5	189.231	0.29
14		Canada	6	163.813	0.25
15		Samoa	6	138.326	0.21
16		United Arab Emirates	21	111.516	0.17
17		Brunei Darussalam*	2	106.692	0.16
18		Russia Federation	2	94.000	0.14
19		Republic of Liberia**	4	79.201	0.12
20		Australia	5	69.538	0.11
21		Taiwan	28	71.707	0.11
22		Indonesia	7	55.233	0.08
23		Luxembourg	3	47.277	0.07
24		Mauritius	5	43.814	0.07
25		Switzerland	3	39.584	0.06
26		Panama	1	26.000	0.04
27		Cambodia	6	25.111	0.04
28		Seychelles	2	23.270	0.04
29		Norway	1	17.800	0.03
30		Germany	3	17.651	0.03
31		Lebanon	1	14.024	0.02
32		Republic of the Marshall Island	2	12.359	0.02
33		Ireland	1	8.053	0.01
34		Philippines	2	7.173	0.01
35		New Zealand	1	6.950	0.01
36		Qatar	1	4.500	0.01
37		Macau	1	3.640	0.01
38		Bangladesh	2	3.433	0.01
39		Austria	1	2.865	0.00
40		Sri Lanka	1	2.500	0.00
41		Sweden	1	2.050	0.00
42		South Africa	1	1.309	0.00
43		Cook Islands	1	1.150	0.00
44		Laos	1	0.883	0.00
45		Belize	1	0.810	0.00
46		Afghanistan	1	0.653	0.00
		FIL Total	1416	66193.586	100.00
*British Overseas Territories					
**The name of promoter and principal organization be changed from Singapore to Republic of Liberia					
***Lhuvia Co., Ltd. (1097/2016 (9-3-2016) is added in manufacturing.					



FOREIGN INVESTMENT OF EXISTING ENTERPRISES AS OF 30/6/2019					
(BY COUNTRY)					
(US \$ in million)					
Sr. No.	Law	Particulars	Permitted Enterprises		
			No.	Approved Amount	%
1	Special Economic Zone Law	Singapore	26	638.652	37.75
2		Japan	37	526.438	31.12
3		Thailand	15	169.299	10.01
4		Korea	6	96.602	5.71
5		Hong Kong	6	59.150	3.50
6		Myanmar***	4	54.700	3.23
7		UK	1	20.000	1.18
8		United Arab Emirates	1	19.160	1.13
9		Malaysia	1	15.929	0.94
10		Austria	1	15.350	0.91
11		Taiwan	1	14.000	0.83
12		Panama	1	13.908	0.82
13		Australia	2	12.323	0.73
14		China	1	12.000	0.71
15		Brunei Darussalam	1	8.500	0.50
16		Viet Nam	2	7.580	0.45
17		France	1	3.700	0.22
18		Switzerland	1	3.000	0.18
19		Netherland	1	1.400	0.08
SEZ Total			109	1691.691	100
*British Overseas Territories					
**The name of promoter and principal organization be changed from Singapore to Republic of Liberia					
* **Lluvia Co., Ltd. (1097/2016 (9-3-2016) is added in manufacturing.					

Special Economic Zone Law

