

**FOREIGN INVESTMENT OF PERMITTED ENTERPRISES AS OF (30/6/2019)**

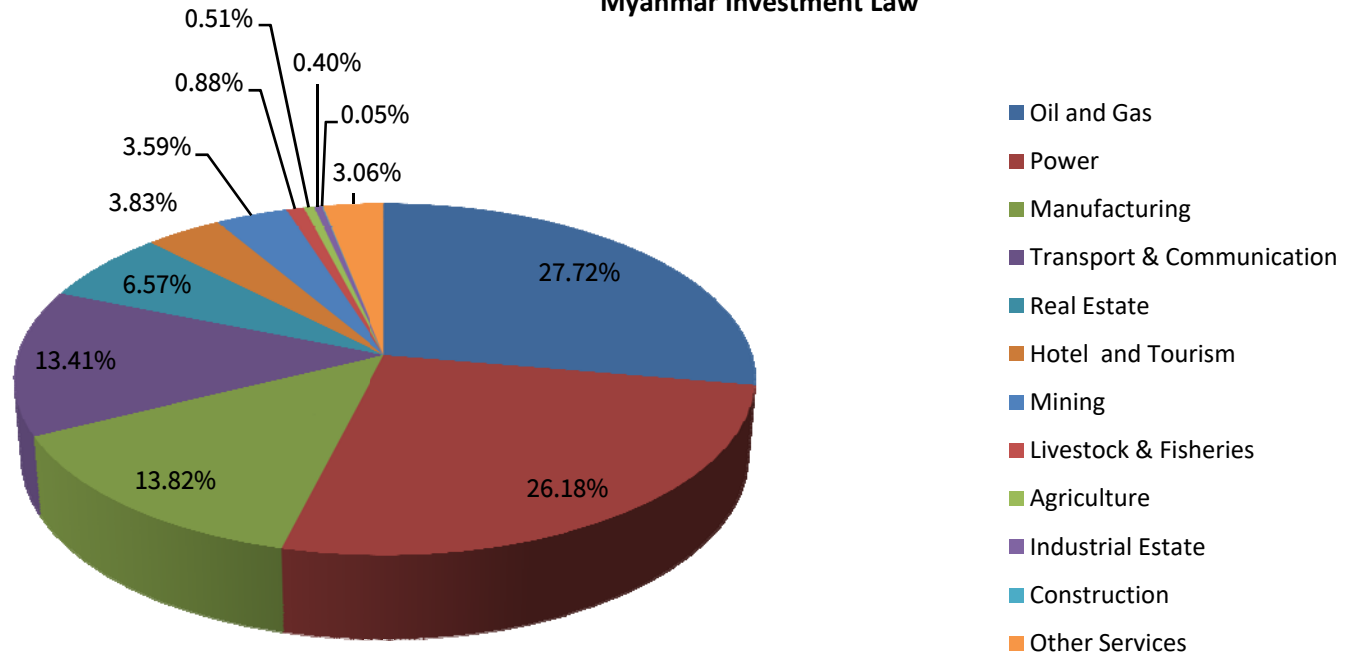
**(BY SECTOR)**

( US \$ in million )

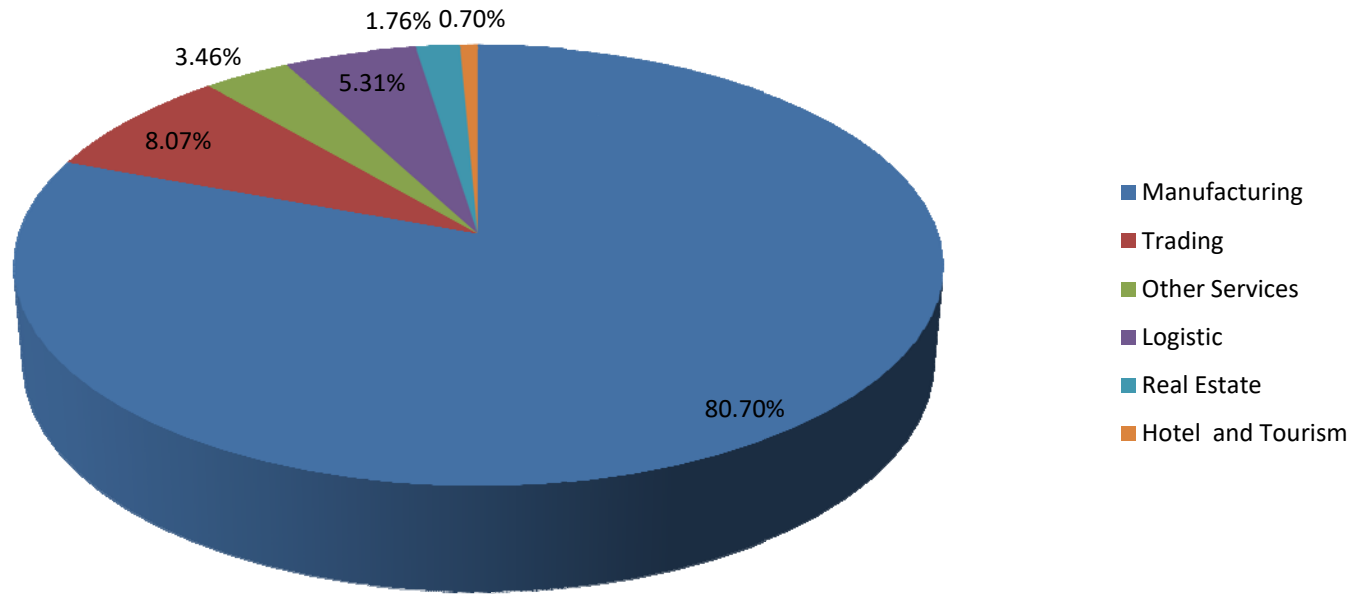
Sr. No	Law	Particulars	Permitted Enterprises		
			No.	Approved Amount	%
1	Myanmar Investment Law	Oil and Gas	154	22420.572	27.72
2		Power	21	21178.132	26.18
3		Manufacturing	1084	11180.403	13.82
4		Transport & Communication	60	10844.433	13.41
5		Real Estate	55	5315.380	6.57
6		Hotel and Tourism	80	3095.736	3.83
7		Mining	71	2904.916	3.59
8		Livestock & Fisheries	62	709.693	0.88
9		Agriculture	32	409.041	0.51
10		Industrial Estate	7	320.082	0.40
11		Construction	2	37.767	0.05
12		Other Services	124	2475.906	3.06
		<b>FIL Total</b>	<b>1752</b>	<b>80892.061</b>	<b>100.00</b>
1	Special Economic Zone Law	Manufacturing	88	1378.883	80.70
2		Trading	9	137.898	8.07
3		Other Services	5	59.140	5.31
4		Logistic	8	90.770	5.31
5		Real Estate	1	30.000	1.76
6		Hotel and Tourism	1	12.000	0.70
		<b>SEZ Total</b>	<b>112</b>	<b>1708.691</b>	<b>100.00</b>
		<b>Grand Total</b>	<b>1864</b>	<b>82600.752</b>	

\* Lhuvia Co., Ltd. (1097/2016 (9-3-2016) is added in manufacturing.

### Myanmar Investment Law



### Special Economic Zone Law



**FOREIGN INVESTMENT OF EXISTING ENTERPRISES AS OF 30/6/2019**

**(BY SECTOR)**

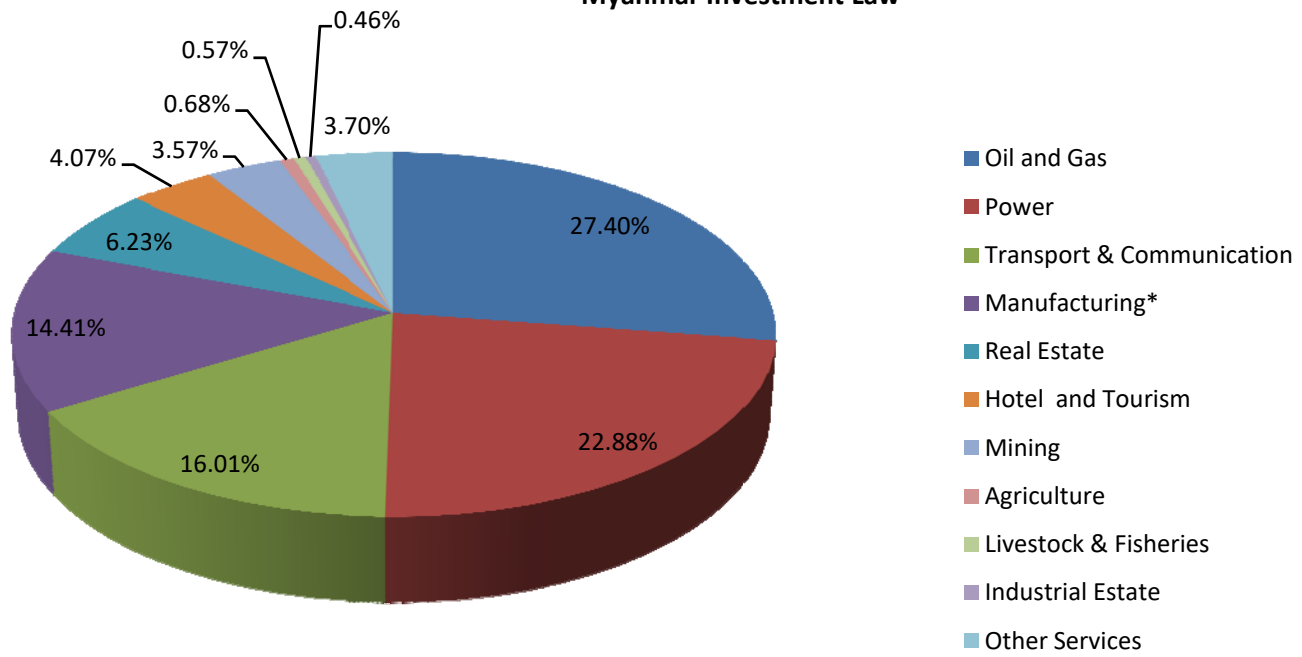
( US \$ in million )

Sr. No	Law	Particulars	Existing Enterprises		
			No.	Approved Amount	%
1	Myanmar Investment Law	Oil and Gas	86	18136.835	27.40
2		Power	20	15148.132	22.88
3		Transport & Communication	49	10597.033	16.01
4		Manufacturing*	965	9540.799	14.41
5		Real Estate	40	4125.005	6.23
6		Hotel and Tourism	61	2697.174	4.07
7		Mining	10	2359.934	3.57
8		Agriculture	44	450.281	0.68
9		Livestock & Fisheries	29	380.360	0.57
10		Industrial Estate	6	306.082	0.46
11		Other Services	106	2451.951	3.70
12					
		<b>FIL Total</b>	<b>1416</b>	<b>66193.586</b>	<b>100.00</b>
1	Special Economic Zone Law	Manufacturing	86	1369.883	80.98
2		Trading	8	137.898	8.15
3		Other Services	6	90.770	5.37
4		Logistic	7	51.140	3.02
5		Real Estate	1	30.000	1.77
6		Hotel and Tourism	1	12.000	0.71
		<b>SEZ Total</b>	<b>109</b>	<b>1691.691</b>	<b>100.00</b>
		<b>Grand Total</b>	<b>1525</b>	<b>67885.277</b>	

\* Lluvia Co., Ltd. (1097/2016 (9-3-2016) is added in manufacturing.

\*\* Star Dragon (Myanmar) Enterprise Ltd. is marged only the number of enterprise in manufacturing sector.

### Myanmar Investment Law



**Special Economic Zone Law**

