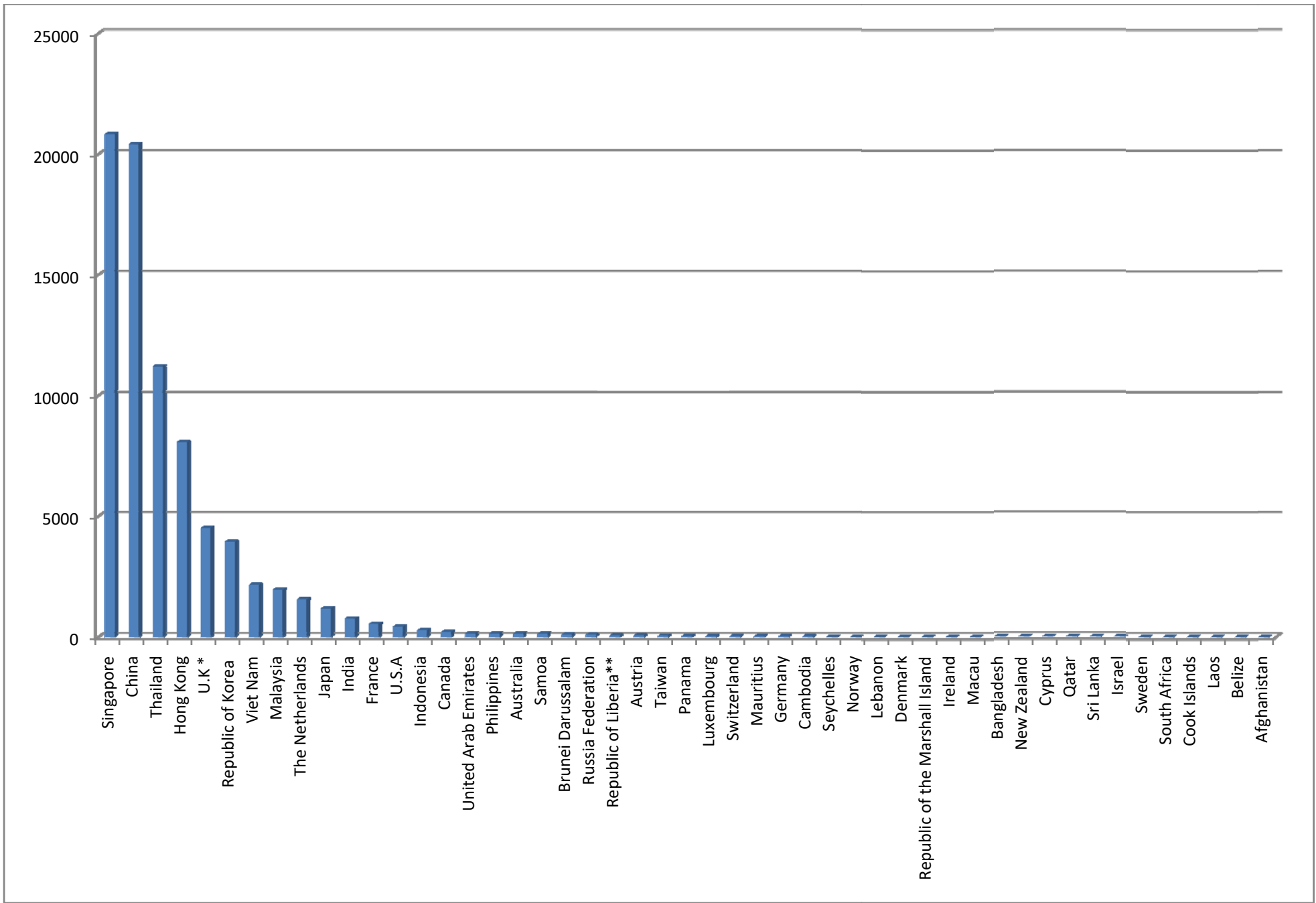


**FOREIGN INVESTMENT OF PERMITTED ENTERPRISES AS OF (28/2/2019)  
( BY COUNTRY )**

( US \$ in million )

Sr. No.	Law	Particulars	Permitted Enterprises		
			No.	Approved Amount	%
1		Singapore	302	20828.743	26.22
2		China	314	20415.249	25.70
3		Thailand	125	11208.879	14.11
4		Hong Kong	193	8069.290	10.16
5		U.K *	94	4519.748	5.69
6		Republic of Korea	168	3947.418	4.97
7		Viet Nam	22	2161.103	2.72
8		Malaysia	66	1963.124	2.47
9		The Netherlands	24	1554.889	1.96
10		Japan	114	1186.653	1.49
11		India	30	763.567	0.96
12		France	20	549.740	0.69
13		U.S.A	20	432.796	0.54
14		Indonesia	16	274.530	0.35
15		Canada	20	203.594	0.26
16		United Arab Emirates	3	147.692	0.19
17		Philippines	3	147.173	0.19
18		Australia	18	145.799	0.18
19		Samoa	6	136.326	0.17
20		Brunei Darussalam	23	105.122	0.13
21		Russia Federation	2	94.000	0.12
22		Republic of Liberia**	4	79.201	0.10
23		Austria	2	74.365	0.09
24	Myanmar Investment Law	Taiwan	24	58.807	0.07
25		Panama	2	55.101	0.07
26		Luxembourg	3	47.277	0.06
27		Switzerland	6	42.302	0.05
28		Mauritius	3	39.584	0.05
29		Germany	4	32.651	0.04
30		Cambodia	3	24.175	0.03
31		Seychelles	4	19.032	0.02
32		Norway	1	17.800	0.02
33		Lebanon	1	14.024	0.02
34		Denmark	1	13.370	0.02
35		Republic of the Marshall Island	2	12.209	0.02
36		Ireland	1	8.053	0.01
37		Macau	3	8.040	0.01
38		Bangladesh	5	7.890	0.01
39		New Zealand	1	6.950	0.01
40		Cyprus	1	5.250	0.01
41		Qatar	1	4.500	0.01
42	Sri Lanka	2	3.500	0.00	
43	Israel	1	2.400	0.00	
44	Sweden	1	2.050	0.00	
45	South Africa	1	1.309	0.00	
46	Cook Islands	1	1.150	0.00	
47	Laos	1	0.883	0.00	
48	Belize	1	0.810	0.00	
49	Afghanistan	1	0.653	0.00	
		<b>FIL Total</b>	<b>1664</b>	<b>79438.771</b>	<b>100.00</b>

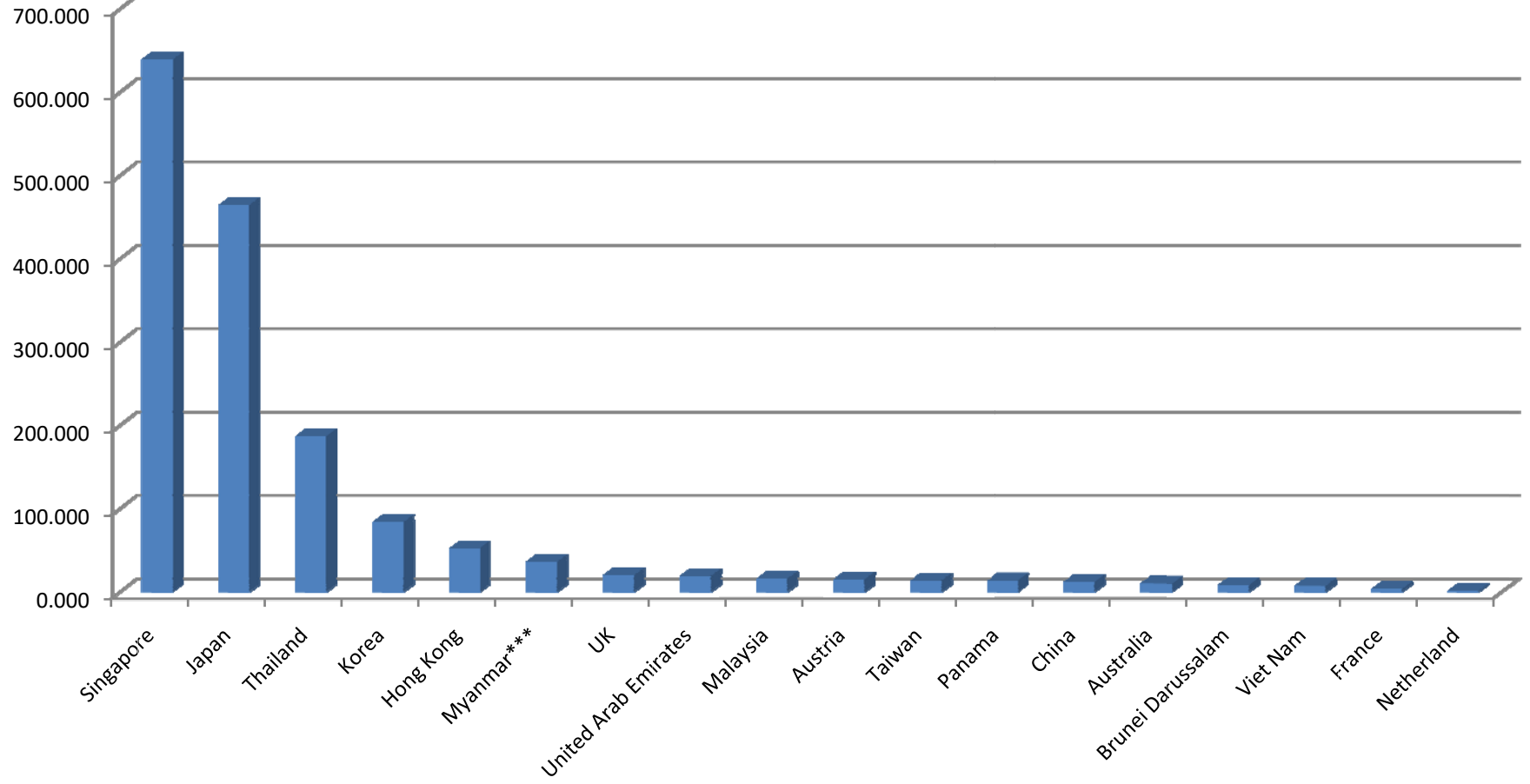


**FOREIGN INVESTMENT OF PERMITTED ENTERPRISES AS OF (28/2/2019)**  
**( BY COUNTRY )**

( US \$ in million )

Sr. No.	Law	Particulars	Permitted Enterprises		
			No.	Approved Amount	%
1	Special Economic Zone Law	Singapore	27	639.294	39.87
2		Japan	36	464.288	28.96
3		Thailand	15	186.499	11.63
4		Korea	5	83.602	5.21
5		Hong Kong	5	52.150	3.25
6		Myanmar***	3	36.000	2.25
7		UK	1	20.000	1.25
8		United Arab Emirates	1	19.160	1.19
9		Malaysia	1	15.929	0.99
10		Austria	1	15.350	0.96
11		Taiwan	1	14.000	0.87
12		Panama	1	13.908	0.87
13		China	1	12.000	0.75
14		Australia	2	10.100	0.63
15		Brunei Darussalam	1	8.500	0.53
16		Viet Nam	2	7.580	0.47
17		France	1	3.700	0.23
18		Netherland	1	1.400	0.09
		SEZ Total	105	1603.460	100
		Grand Total	1769	81042.231	

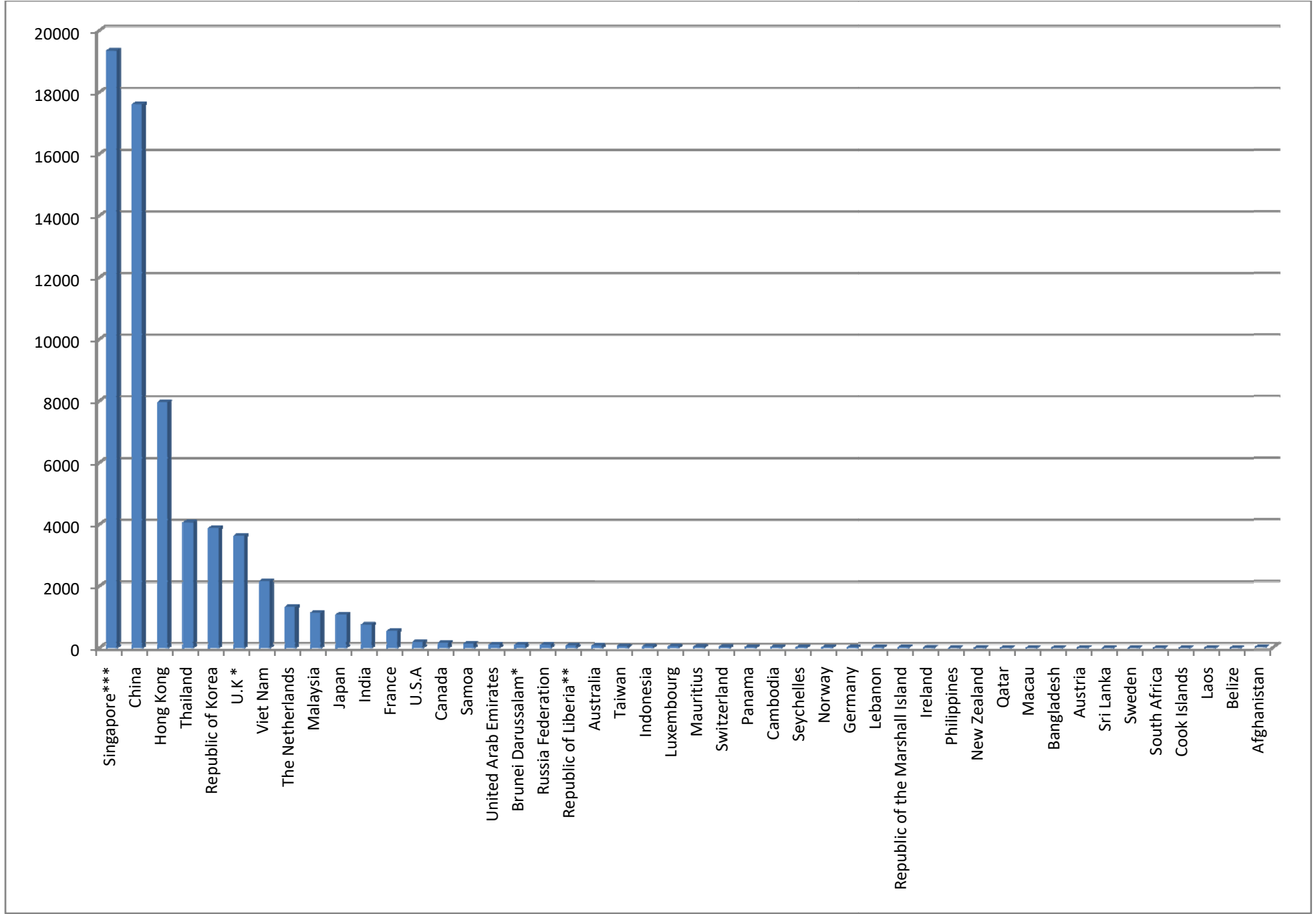
### Special Economic Zone Law



**FOREIGN INVESTMENT OF EXISTING ENTERPRISES AS OF 28/2/2019  
( BY COUNTRY )**

( US \$ in million )

Sr. No.	Law	Particulars	Permitted Enterprises		
			No.	Approved Amount	%
1	Myanmar Investment Law	Singapore***	255	19343.457	29.85
2		China	283	17597.968	27.16
3		Hong Kong	169	7945.121	12.26
4		Thailand	82	4059.368	6.26
5		Republic of Korea	153	3874.613	5.98
6		U.K *	56	3628.614	5.60
7		Viet Nam	22	2161.103	3.34
8		The Netherlands	21	1320.389	2.04
9		Malaysia	36	1127.855	1.74
10		Japan	101	1078.535	1.66
11		India	28	757.067	1.17
12		France	19	545.740	0.84
13		U.S.A	5	189.231	0.29
14		Canada	6	163.813	0.25
15		Samoa	6	136.326	0.21
16		United Arab Emirates	2	106.692	0.16
17		Brunei Darussalam*	22	103.082	0.16
18		Russia Federation	2	94.000	0.15
19		Republic of Liberia**	4	79.201	0.12
20		Australia	5	69.538	0.11
21		Taiwan	24	58.807	0.09
22		Indonesia	7	55.233	0.09
23		Luxembourg	3	47.277	0.07
24		Mauritius	3	39.584	0.06
25		Switzerland	5	38.920	0.06
26		Panama	1	26.000	0.04
27		Cambodia	2	23.270	0.04
28		Seychelles	4	19.032	0.03
29		Norway	1	17.800	0.03
30		Germany	3	17.651	0.03
31		Lebanon	1	14.024	0.02
32		Republic of the Marshall Island	2	12.209	0.02
33		Ireland	1	8.053	0.01
34		Philippines	2	7.173	0.01
35		New Zealand	1	6.950	0.01
36		Qatar	1	4.500	0.01
37		Macau	1	3.640	0.01
38		Bangladesh	2	3.433	0.01
39		Austria	1	2.865	0.00
40		Sri Lanka	1	2.500	0.00
41		Sweden	1	2.050	0.00
42		South Africa	1	1.309	0.00
43		Cook Islands	1	1.150	0.00
44		Laos	1	0.883	0.00
45		Belize	1	0.810	0.00
46		Afghanistan	1	0.653	0.00
47		Laos	1	0.883	0.00
48		Belize	1	0.810	0.00
49		Afghanistan	1	0.653	0.00
		<b>FIL Total</b>	<b>1352</b>	<b>64799.835</b>	<b>100.00</b>



**FOREIGN INVESTMENT OF EXISTING ENTERPRISES AS OF (28/2/2019)  
( BY COUNTRY )**

( US \$ in million )

Sr. No.	Law	Particulars	Permitted Enterprises		
			No.	Approved Amount	%
1	Special Economic Zone Law	Singapore	27	639.294	40.05
2		Japan	35	457.038	28.63
3		Thailand	15	186.499	11.68
4		Korea	5	83.602	5.24
5		Hong Kong	5	52.150	3.27
6		Myanmar***	3	36.000	2.26
7		UK	1	20.000	1.25
8		United Arab Emirates	1	19.160	1.20
9		Malaysia	1	15.929	1.00
10		Austria	1	15.350	0.96
11		Taiwan	1	14.000	0.88
12		Panama	1	13.908	0.87
13		China	1	12.000	0.75
14		Australia	2	10.100	0.63
15		Brunei Darussalam	1	8.500	0.53
16		Viet Nam	2	7.580	0.47
17		France	1	3.700	0.23
18		Netherland	1	1.400	0.09
		SEZ Total	104	1596.210	100
		Grand Total	1453	66393.699	

\*British Overseas Territories

\*\*The name of promoter and principal organization be changed from Singapore to Republic of Liberia

\* \*\*Lluvia Co., Ltd. (1097/2016 (9-3-2016) is added in manufacturing.

### Special Economic Zone Law

