

**FOREIGN INVESTMENT OF PERMITTED ENTERPRISES AS OF (28/2/2019)**

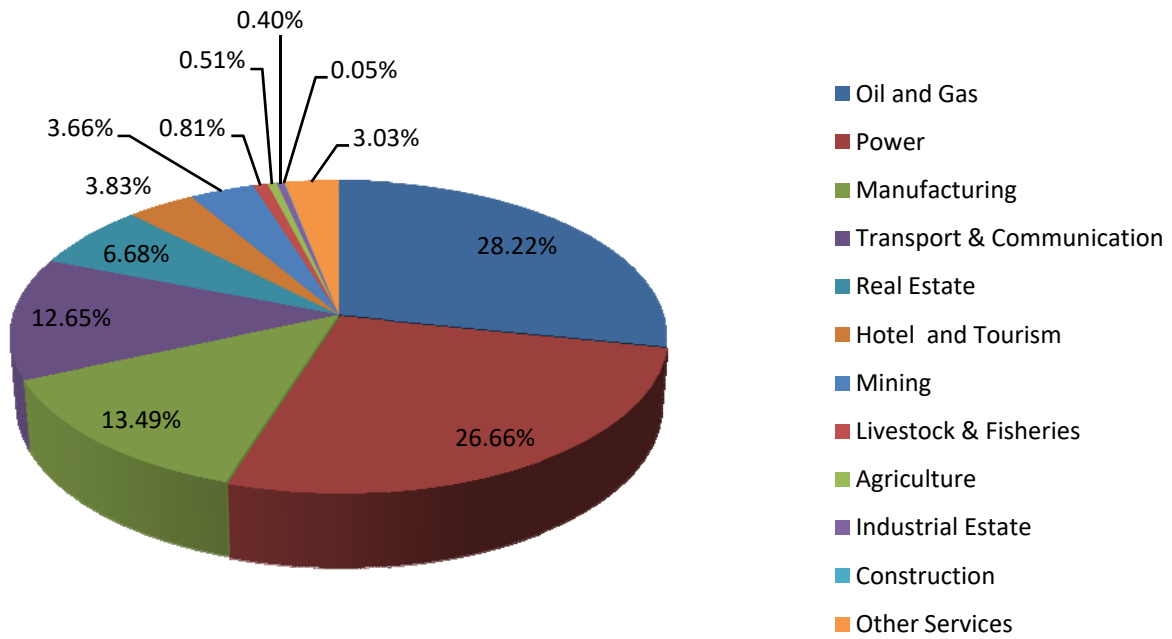
**(BY SECTOR)**

( US \$ in million )

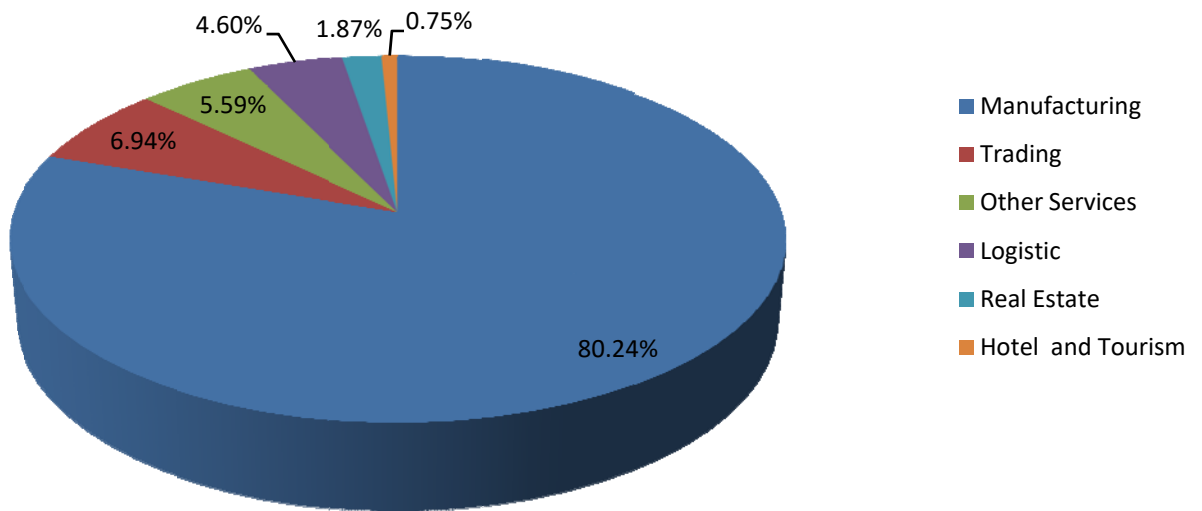
Sr. No	Law	Particulars	Permitted Enterprises		
			No.	Approved Amount	%
1	Myanmar Investment Law	Oil and Gas	154	22420.572	28.22
2		Power	21	21178.132	26.66
3		Manufacturing	1010	10717.280	13.49
4		Transport & Communication	58	10050.596	12.65
5		Real Estate	54	5310.480	6.68
6		Hotel and Tourism	77	3042.654	3.83
7		Mining	71	2904.916	3.66
8		Livestock & Fisheries	59	643.396	0.81
9		Agriculture	32	409.041	0.51
10		Industrial Estate	7	320.082	0.40
11		Construction	2	37.767	0.05
12		Other Services	119	2403.855	3.03
		<b>FIL Total</b>	<b>1664</b>	<b>79438.771</b>	<b>100.00</b>
1	Special Economic Zone Law	Manufacturing	81	1286.652	80.24
2		Trading	6	111.348	6.94
3		Other Services	8	89.690	5.59
4		Logistic	8	73.770	4.60
5		Real Estate	1	30.000	1.87
6		Hotel and Tourism	1	12.000	0.75
		<b>SEZ Total</b>	<b>105</b>	<b>1603.460</b>	<b>100.00</b>
		<b>Grand Total</b>	<b>1769</b>	<b>81042.231</b>	

\* Lhrvia Co., Ltd. (1097/2016 (9-3-2016) is added in manufacturing.

### Myanmar Investment Law



### Special Economic Zone Law



**FOREIGN INVESTMENT OF EXISTING ENTERPRISES AS OF 28/2/2019**

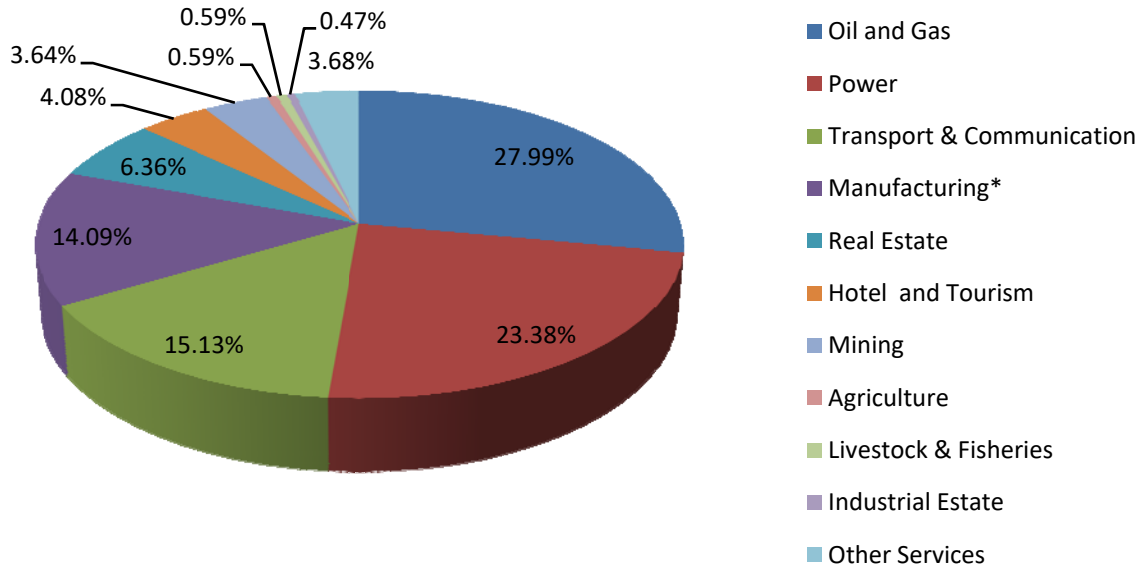
**(BY SECTOR)**

( US \$ in million )					
Sr. No	Law	Particulars	Permitted Enterprises		
			No.	Approved Amount	%
1	Myanmar Investment Law	Oil and Gas	86	18136.835	27.99
2		Power	20	15148.132	23.38
3		Transport & Communication	47	9803.196	15.13
4		Manufacturing*	897	9129.039	14.09
5		Real Estate	39	4120.105	6.36
6		Hotel and Tourism	58	2644.092	4.08
7		Mining	10	2359.934	3.64
8		Agriculture	29	380.360	0.59
9		Livestock & Fisheries	41	383.984	0.59
10		Industrial Estate	6	306.082	0.47
11		Other Services	116	2385.730	3.68
12					
		<b>FIL Total</b>	<b>1349</b>	<b>64797.489</b>	<b>100.00</b>
1	Special Economic Zone Law	Manufacturing	80	1279.402	80.15
2		Trading	6	111.348	6.98
3		Other Services	8	89.690	5.62
4		Logistic	8	73.770	4.62
5		Real Estate	1	30.000	1.88
6		Hotel and Tourism	1	12.000	0.75
		<b>SEZ Total</b>	<b>104</b>	<b>1596.210</b>	<b>100.00</b>
		<b>Grand Total</b>	<b>1453</b>	<b>66393.699</b>	

\* Lluvia Co., Ltd. (1097/2016 (9-3-2016) is added in manufacturing.

\*\* Star Dragon (Myanmar) Enterprise Ltd. is merged only the number of enterprise in manufacturing sector.

### Myanmar Investment Law



### Special Economic Zone Law

