

**FOREIGN INVESTMENT OF PERMITTED ENTERPRISES AS OF (31/12/2019)**  
**( BY COUNTRY )**

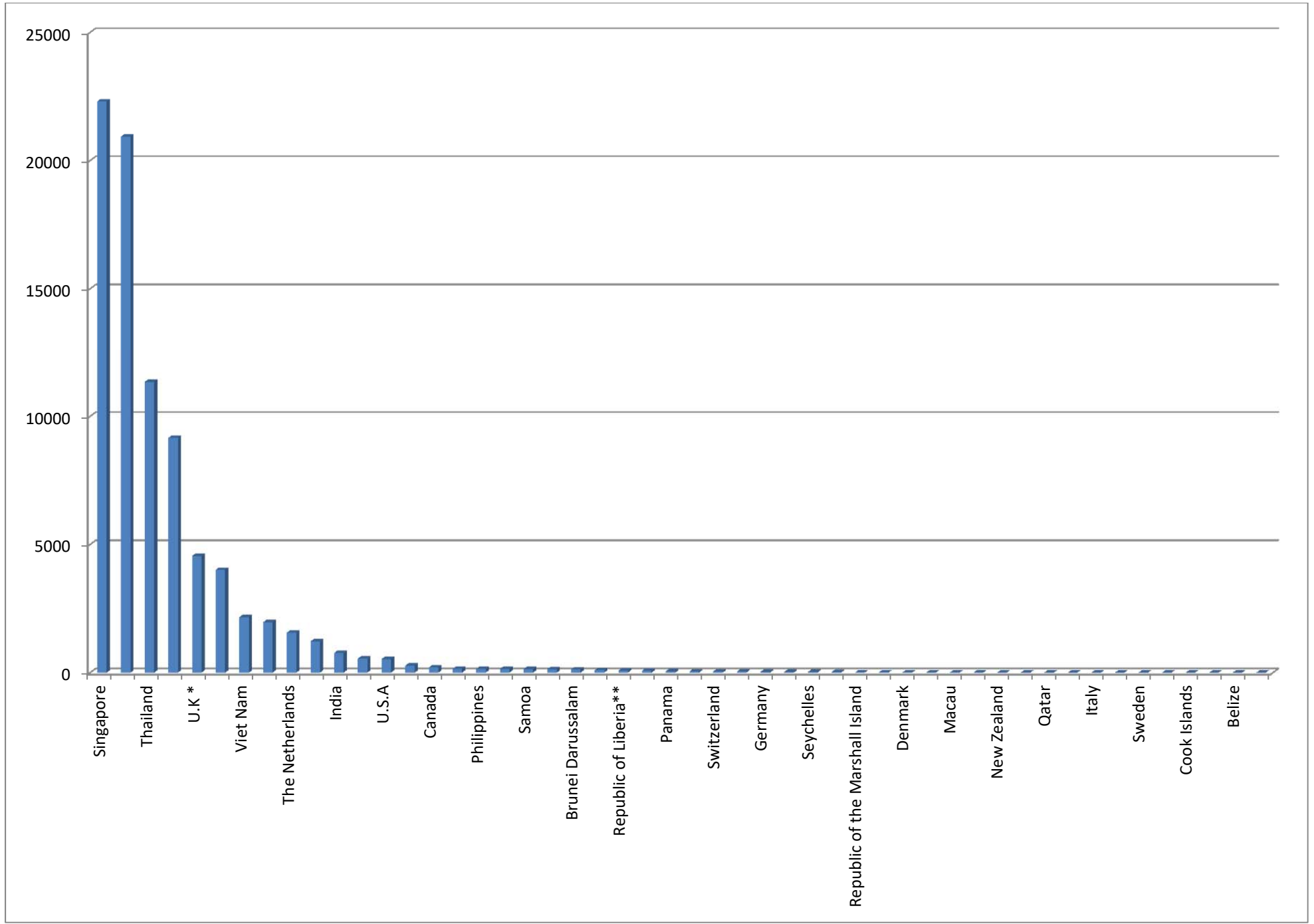
( US \$ in million )

Sr.	Law	Particulars	Permitted Enterprises		
			No.	Approved Amount	%
No.					
1		Singapore	318	22307.448	26.86
2		China	430	20934.616	25.21
3		Thailand	135	11341.918	13.66
4		Hong Kong	240	9156.648	11.03
5		U.K *	103	4551.016	5.48
6		Republic of Korea	180	4010.844	4.83
7		Viet Nam	26	2168.203	2.61
8		Malaysia	70	1965.322	2.37
9		The Netherlands	24	1560.887	1.88
10		Japan	118	1219.537	1.47
11		India	33	771.488	0.93
12		France	22	551.044	0.66
13		U.S.A	22	531.136	0.64
14		Indonesia	16	274.530	0.33
15		Canada	20	203.594	0.25
16		United Arab Emirates	3	147.692	0.18
17		Philippines	3	147.173	0.18
18		Australia	18	145.799	0.18
19		Samoa	6	138.326	0.17
20		Taiwan	34	134.587	0.16
21		Brunei Darussalam	23	125.285	0.15
22		Russia Federation	2	94.000	0.11
23		Republic of Liberia**	4	79.201	0.10
24	Myanmar Investment Law	Austria	2	74.365	0.09
25		Panama	2	55.101	0.07
26		Luxembourg	3	47.277	0.06
27		Switzerland	6	47.196	0.06
28		Mauritius	3	39.584	0.05
29		Germany	5	34.191	0.04
30		Norway	1	30.564	0.04
31		Seychelles	7	27.111	0.03
32		Cambodia	3	24.175	0.03
33		Republic of the Marshall Island	2	14.509	0.02
34		Lebanon	1	14.024	0.02
35		Denmark	1	13.370	0.02
36		Ireland	1	8.053	0.01
37		Macau	3	8.040	0.01
38		Bangladesh	5	7.890	0.01
39		New Zealand	1	6.950	0.01
40		Cyprus	1	5.250	0.01
41	Qatar	1	4.500	0.01	
42	Sri Lanka	2	3.500	0.00	
43	Italy	2	3.299	0.00	
44	Israel	1	2.400	0.00	
45	Sweden	1	2.050	0.00	
46	South Africa	1	1.309	0.00	
47	Cook Islands	1	1.150	0.00	
48	Laos	1	0.883	0.00	
49	Belize	1	0.810	0.00	
50		Afghanistan	1	0.653	0.00
		<b>FIL Total</b>	<b>1909</b>	<b>83038.498</b>	<b>100.00</b>

\*British Overseas Territories

\*\*The name of promoter and principal organization be changed from Singapore to Republic of Liberia

\*\*\*Lhuvia Co., Ltd. (1097/2016 (9-3-2016) is added in manufacturing.



**FOREIGN INVESTMENT OF PERMITTED ENTERPRISES AS OF (30/11/2019)**  
**( BY COUNTRY )**

( US \$ in million )

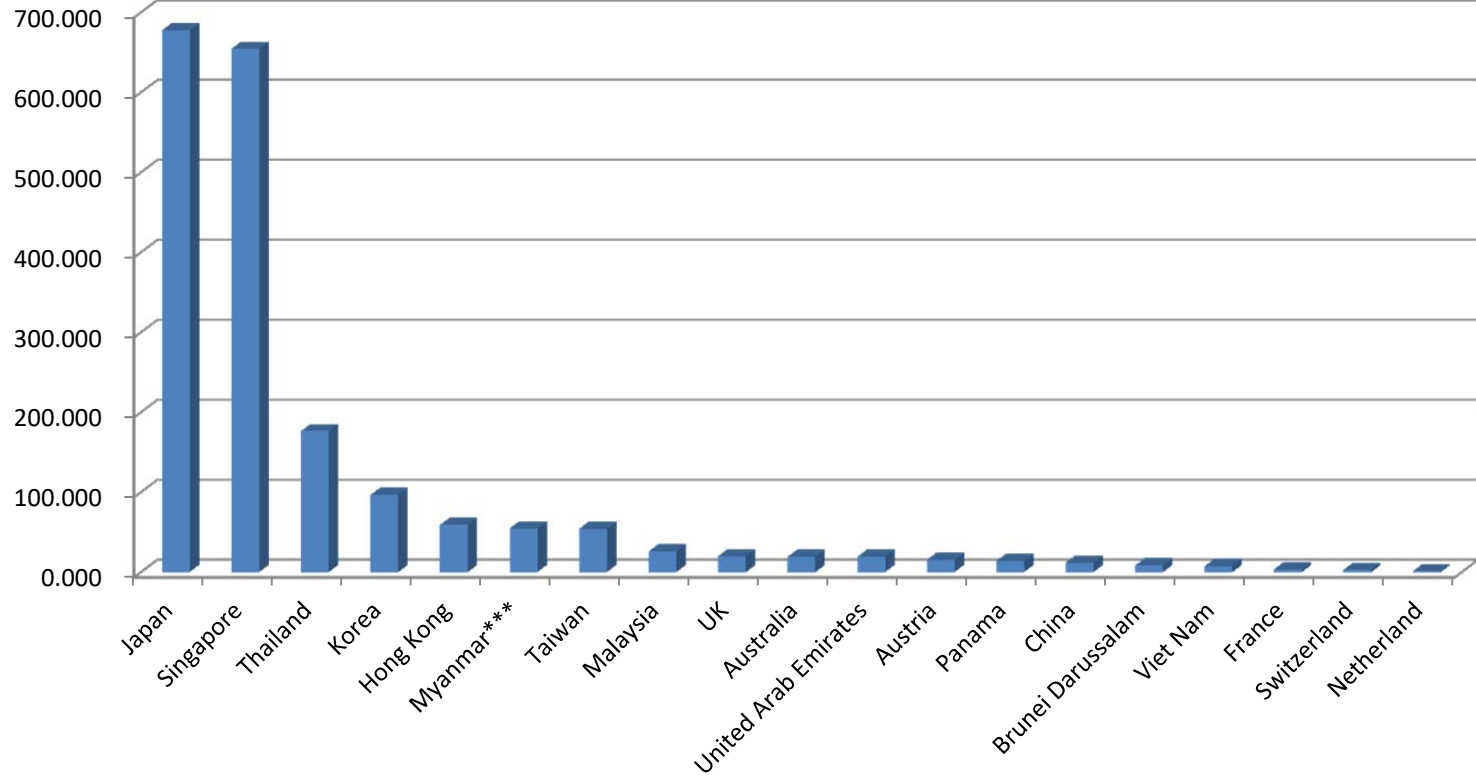
Sr. No.	Law	Particulars	Permitted Enterprises		
			No.	Approved Amount	%
1	Special Economic Zone Law	Japan	39	677.338	35.23
2		Singapore	27	654.452	34.04
3		Thailand	16	176.393	9.17
4		Korea	6	96.602	5.02
5		Hong Kong	6	59.150	3.08
6		Myanmar***	4	54.700	2.84
7		Taiwan	2	54.293	2.82
8		Malaysia	2	25.929	1.35
9		UK	1	20.000	1.04
10		Australia	2	19.323	1.00
11		United Arab Emirates	1	19.160	1.00
12		Austria	1	15.350	0.80
13		Panama	1	13.908	0.72
14		China	1	12.000	0.62
15		Brunei Darussalam	1	8.500	0.44
16		Viet Nam	2	7.613	0.40
17		France	1	3.700	0.19
18		Switzerland	1	3.000	0.16
19		Netherland	1	1.400	0.07
		<b>SEZ Total</b>	<b>115</b>	<b>1922.811</b>	<b>100</b>

\*British Overseas Territories

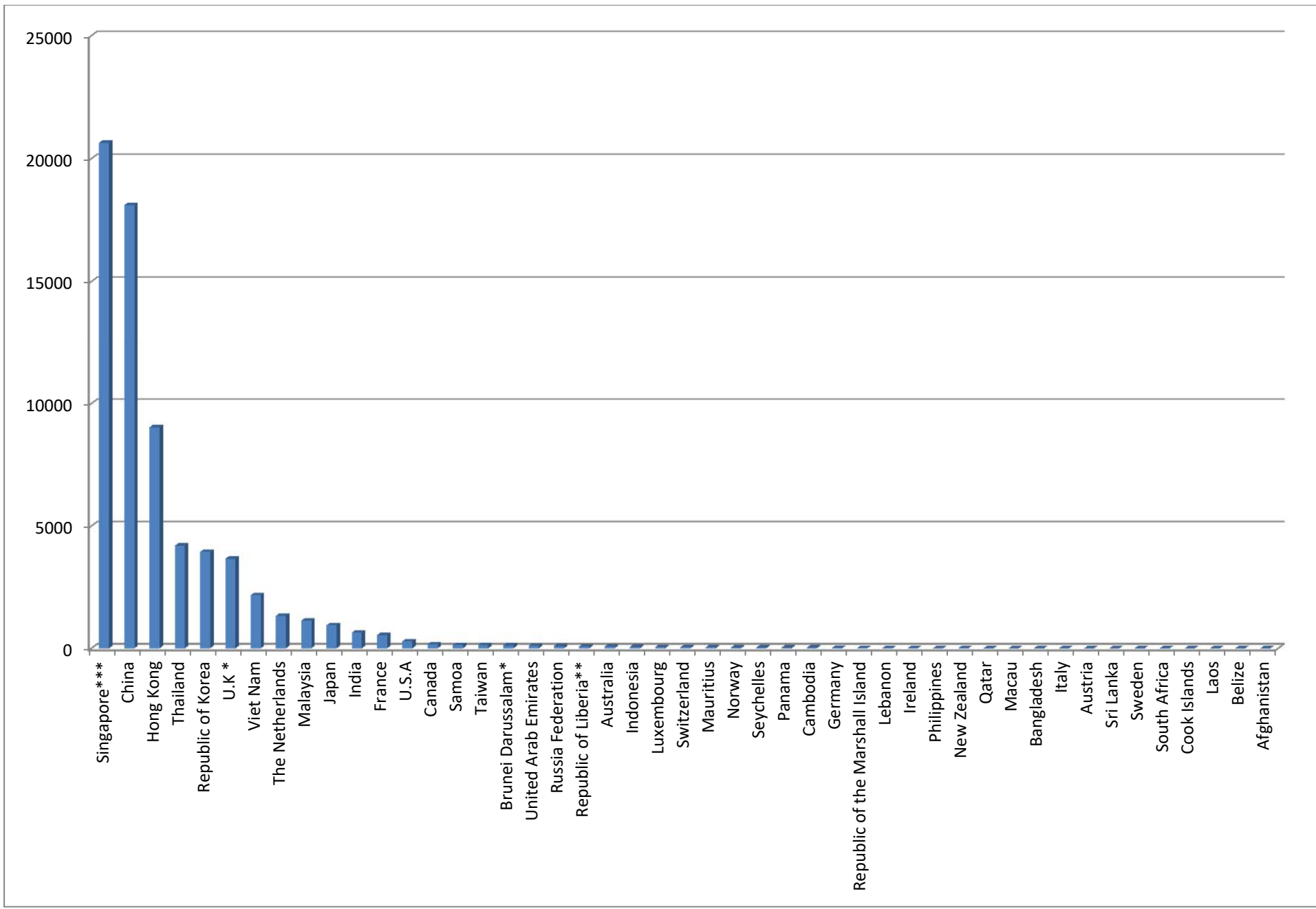
\*\*The name of promoter and principal organization be changed from Singapore to Republic of Liberia

\*\*\*Lhuvia Co., Ltd. (1097/2016 (9-3-2016) is added in manufacturing.

### Special Economic Zone Law



<b>FOREIGN INVESTMENT OF EXISTING ENTERPRISES AS OF 31/12/2019</b>					
<b>( BY COUNTRY )</b>					
<b>( US \$ in million )</b>					
Sr.	Law	Particulars	Permitted Enterprises		
No.			No.	Approved Amount	%
1	Myanmar Investment Law	Singapore***	268	20642.709	30.40
2		China	397	18106.11	26.67
3		Hong Kong	215	9032.079	13.30
4		Thailand	91	4190.7212	6.17
5		Republic of Korea	164	3936.9187	5.80
6		U.K *	65	3659.882	5.39
7		Viet Nam	26	2168.203	3.19
8		The Netherlands	21	1326.387	1.95
9		Malaysia	40	1130.053	1.66
10		Japan	103	940.709	1.39
11		India	28	638.988	0.94
12		France	6	541.214	0.80
13		U.S.A	7	287.571	0.42
14		Canada	6	163.813	0.24
15		Samoa	5	135.126	0.20
16		Taiwan	34	134.5873	0.20
17		Brunei Darussalam*	21	121.445	0.18
18		United Arab Emirates	1	105	0.15
19		Russia Federation	2	94	0.14
20		Republic of Liberia**	4	79.201	0.12
21		Australia	5	69.538	0.10
22		Indonesia	7	55.233	0.08
23		Luxembourg	3	47.277	0.07
24		Switzerland	5	43.814	0.06
25		Mauritius	3	39.584	0.06
26		Norway	1	30.564	0.05
27		Seychelles	7	27.111	0.04
28		Panama	1	26	0.04
29		Cambodia	2	23.27	0.03
30		Germany	4	19.191	0.03
31		Republic of the Marshall Island	2	14.509	0.02
32		Lebanon	1	14.024	0.02
33		Ireland	1	8.053	0.01
34		Philippines	2	7.173	0.01
35		New Zealand	1	6.95	0.01
36		Qatar	1	4.5	0.01
37		Macau	1	3.64	0.01
38		Bangladesh	2	3.433	0.01
39		Italy	2	3.299	0.00
40		Austria	1	2.865	0.00
41		Sri Lanka	1	2.5	0.00
42		Sweden	1	2.05	0.00
43		South Africa	1	1.309	0.00
44		Cook Islands	1	1.15	0.00
45		Laos	1	0.883	0.00
46		Belize	1	0.81	0.00
47		Afghanistan	1	0.653	0.00
		<b>FIL Total</b>	<b>1563</b>	<b>67894.100</b>	<b>100.00</b>
	*British Overseas Territories				
	**The name of promoter and principal organization be changed from Singapore to Republic of Liberia				
	***Lhuvia Co., Ltd. (1097/2016 (9-3-2016) is added in manufacturing.				



**FOREIGN INVESTMENT OF EXISTING ENTERPRISES AS OF 31/12/2019  
( BY COUNTRY )**

( US \$ in million )

Sr. No.	Law	Particulars	Permitted Enterprises		
			No.	Approved Amount	%
1	Special Economic Zone Law	Japan	37	668.338	35.07
2		Singapore	26	646.452	33.92
3		Thailand	16	176.393	9.26
4		Korea	6	96.602	5.07
5		Hong Kong	6	59.150	3.10
6		Myanmar***	4	54.700	2.87
7		Taiwan	2	54.293	2.85
8		Malaysia	2	25.929	1.36
9		UK	1	20.000	1.05
10		Australia	2	19.323	1.01
11		United Arab Emirates	1	19.160	1.01
12		Austria	1	15.350	0.81
13		Panama	1	13.908	0.73
14		China	1	12.000	0.63
15		Brunei Darussalam	1	8.500	0.45
16		Viet Nam	2	7.613	0.40
17		France	1	3.700	0.19
18		Switzerland	1	3.000	0.16
19		Netherland	1	1.400	0.07
		<b>SEZ Total</b>	<b>112</b>	<b>1905.811</b>	<b>100</b>
*British Overseas Territories					
**The name of promoter and principal organization be changed from Singapore to Republic of Liberia					
* **Lhuvia Co., Ltd. (1097/2016 (9-3-2016) is added in manufacturing.					

### Special Economic Zone Law

