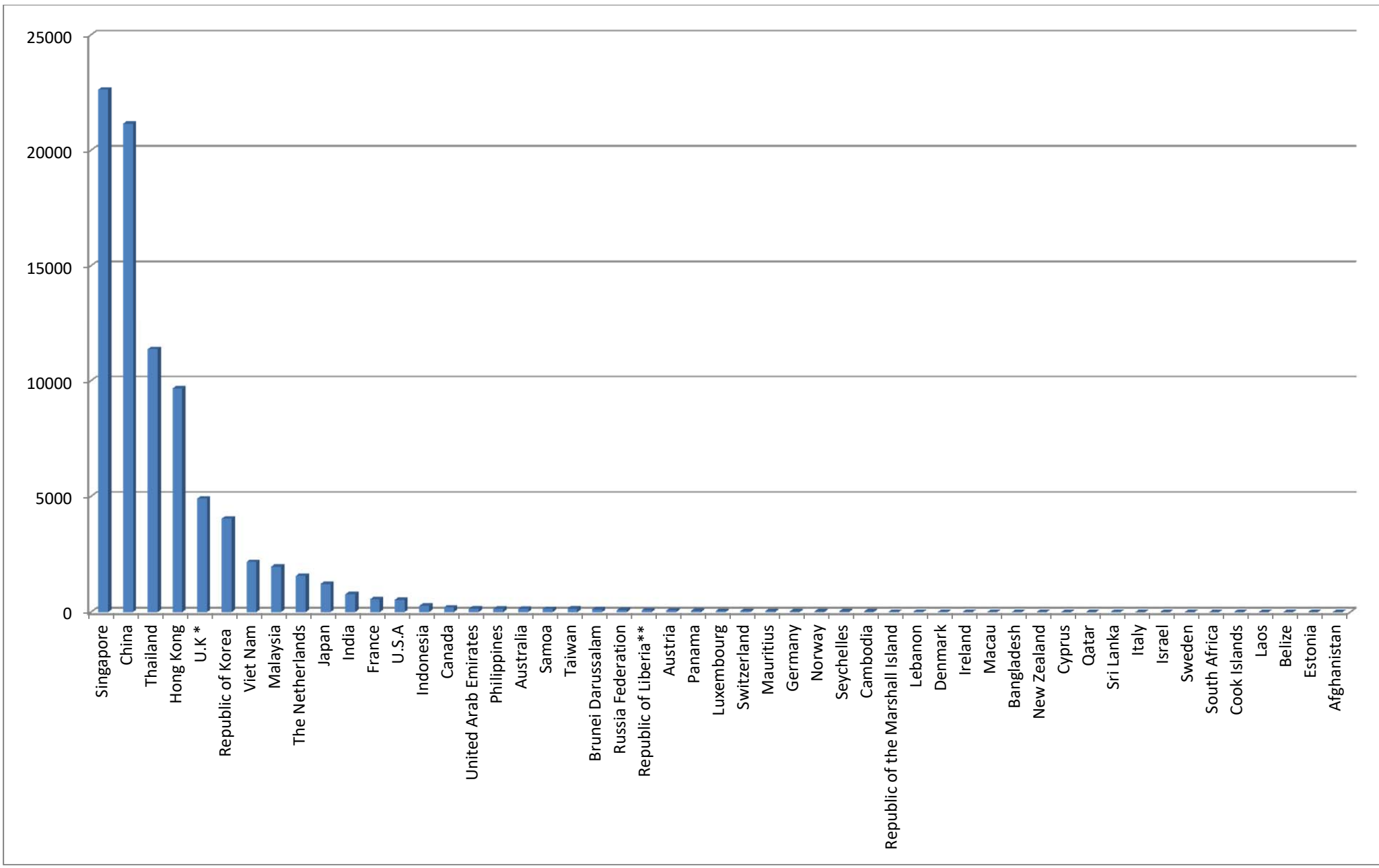


FOREIGN INVESTMENT OF PERMITTED ENTERPRISES AS OF (31/3/2020)					
(BY COUNTRY)					
(US \$ in million)					
Sr. No.	Law	Particulars	Permitted Enterprises		
			No.	Approved Amount	%
1		Singapore	322	22631.259	26.77
2		China	465	21151.182	25.02
3		Thailand	139	11364.768	13.44
4		Hong Kong	257	9659.261	11.43
5		U.K *	103	4904.439	5.80
6		Republic of Korea	183	4042.434	4.78
7		Viet Nam	26	2168.203	2.56
8		Malaysia	71	1965.489	2.32
9		The Netherlands	25	1567.721	1.85
10		Japan	118	1220.435	1.44
11		India	34	771.838	0.91
12		France	23	552.110	0.65
13		U.S.A	22	531.136	0.63
14		Indonesia	16	274.530	0.32
15		Canada	20	203.594	0.24
16		United Arab Emirates	3	147.692	0.17
17		Philippines	3	147.173	0.17
18		Australia	18	145.799	0.17
19		Samoa	7	139.826	0.17
20		Taiwan	37	160.783	0.19
21		Brunei Darussalam	23	125.285	0.15
22		Russia Federation	2	94.000	0.11
23		Republic of Liberia**	4	79.201	0.09
24		Austria	2	74.365	0.09
25	Myanmar	Panama	2	55.101	0.07
26	Investment	Luxembourg	3	47.277	0.06
27	Law	Switzerland	6	48.396	0.06
28		Mauritius	3	39.584	0.05
29		Germany	5	34.191	0.04
30		Norway	1	30.564	0.04
31		Seychelles	9	36.396	0.04
32		Cambodia	3	24.175	0.03
33		Republic of the Marshall Island	2	14.509	0.02
34		Lebanon	1	14.024	0.02
35		Denmark	1	13.370	0.02
36		Ireland	1	8.053	0.01
37		Macau	3	8.040	0.01
38		Bangladesh	5	7.890	0.01
39		New Zealand	1	6.950	0.01
40		Cyprus	1	5.250	0.01
41		Qatar	1	4.500	0.01
42		Sri Lanka	3	8.993	0.01
43		Italy	2	3.299	0.00
44		Israel	1	2.400	0.00
45		Sweden	1	2.050	0.00
46		South Africa	1	1.309	0.00
47		Cook Islands	1	1.150	0.00
48		Laos	1	0.883	0.00
49		Belize	1	0.810	0.00
50		Estonia	1	0.852	0.00
51		Afghanistan	1	0.653	0.00
		FIL Total	1984	84543.192	100.00
		*British Overseas Territories			
		**The name of promoter and principal organization be changed from Singapore to Republic of Liberia			
		***Lluvia Co., Ltd. (1097/2016 (9-3-2016) is added in manufacturing.			



FOREIGN INVESTMENT OF PERMITTED ENTERPRISES AS OF (31/3/2020)
(BY COUNTRY)

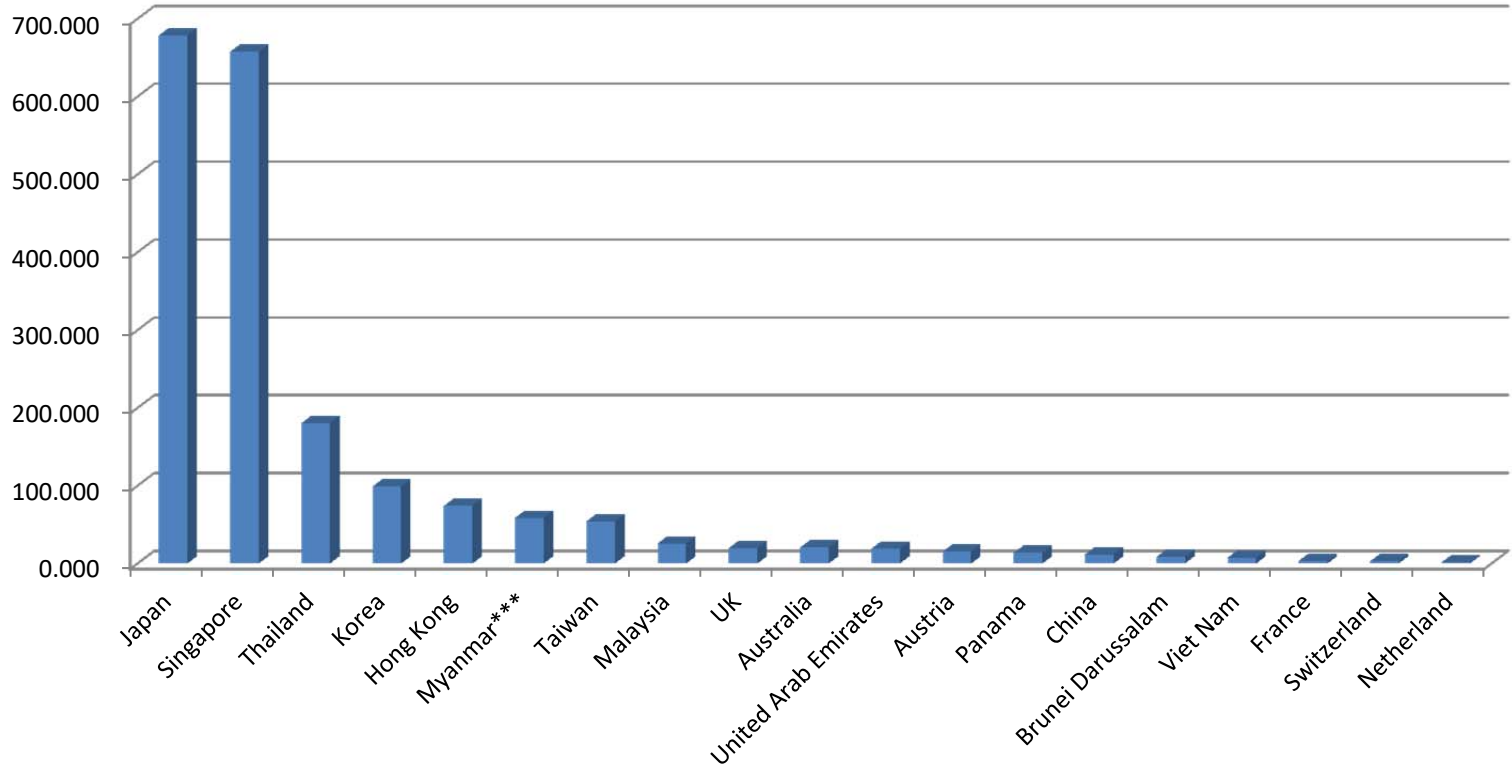
(US \$ in million)

Sr. No.	Law	Particulars	Permitted Enterprises		
			No.	Approved Amount	%
1	Special Economic Zone Law	Japan	39	678.788	34.73
2		Singapore	27	657.702	33.65
3		Thailand	17	180.393	9.23
4		Korea	6	99.102	5.07
5		Hong Kong	7	74.150	3.79
6		Myanmar***	4	58.840	3.01
7		Taiwan	2	54.293	2.78
8		Malaysia	2	25.929	1.33
9		UK	1	20.000	1.02
10		Australia	2	20.700	1.06
11		United Arab Emirates	1	19.160	0.98
12		Austria	1	15.350	0.79
13		Panama	1	13.908	0.71
14		China	1	12.000	0.61
15		Brunei Darussalam	1	8.500	0.43
16		Viet Nam	2	7.580	0.39
17		France	1	3.700	0.19
18		Switzerland	1	3.000	0.15
19		Netherland	1	1.400	0.07
		SEZ Total	117	1954.495	100

*British Overseas Territories

**The name of promoter and principal organization be changed from Singapore to Republic of Liberia

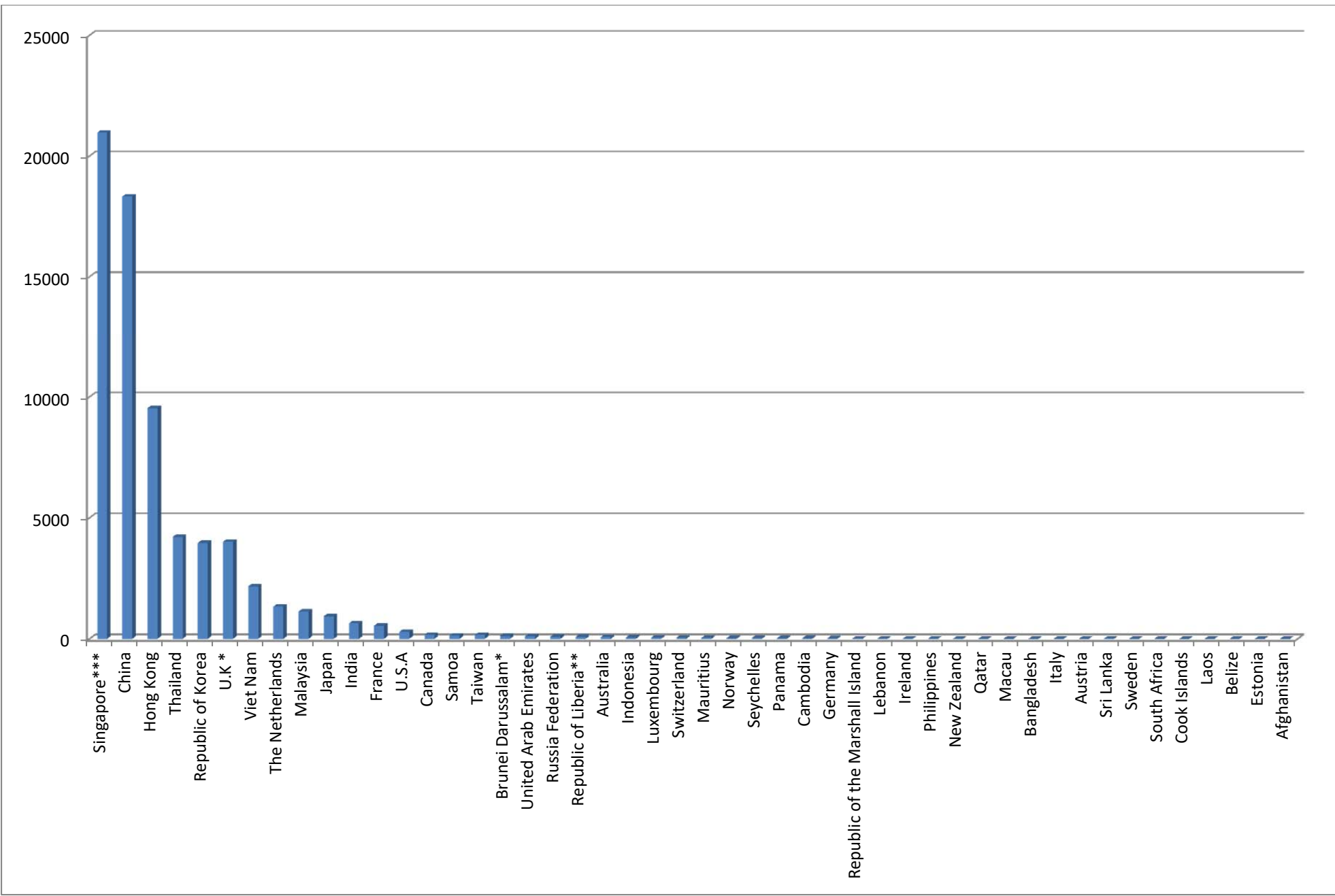
***Lluvia Co., Ltd. (1097/2016 (9-3-2016) is added in manufacturing.



**FOREIGN INVESTMENT OF EXISTING ENTERPRISES AS OF 31/3/2020
(BY COUNTRY)**

(US \$ in million)

Sr. No.	Law	Particulars	Permitted Enterprises		
			No.	Approved Amount	%
1		Singapore***	272	20966.520	30.21
2		China	432	18322.676	26.40
3		Hong Kong	232	9534.692	13.74
4		Thailand	95	4213.571	6.07
5		Republic of Korea	166	3967.919	5.72
6		U.K *	65	4013.305	5.78
7		Viet Nam	26	2168.203	3.12
8		The Netherlands	22	1333.221	1.92
9		Malaysia	41	1130.220	1.63
10		Japan	102	936.107	1.35
11		India	29	639.338	0.92
12		France	7	542.280	0.78
13		U.S.A	7	287.571	0.41
14		Canada	6	163.813	0.24
15		Samoa	6	136.626	0.20
16		Taiwan	37	160.783	0.23
17		Brunei Darussalam*	21	121.445	0.18
18		United Arab Emirates	1	105.000	0.15
19		Russia Federation	2	94.000	0.14
20		Republic of Liberia**	4	79.201	0.11
21		Australia	5	69.538	0.10
22		Indonesia	7	55.233	0.08
23	Myanmar Investment Law	Luxembourg	3	47.277	0.07
24		Switzerland	5	45.014	0.06
25		Mauritius	3	39.584	0.06
26		Norway	1	30.564	0.04
27		Seychelles	9	36.396	0.05
28		Panama	1	26.000	0.04
29		Cambodia	2	23.270	0.03
30		Germany	4	19.191	0.03
31		Republic of the Marshall Island	2	14.509	0.02
32		Lebanon	1	14.024	0.02
33		Ireland	1	8.053	0.01
34		Philippines	2	7.173	0.01
35		New Zealand	1	6.950	0.01
36		Qatar	1	4.500	0.01
37		Macau	1	3.640	0.01
38		Bangladesh	2	3.433	0.00
39		Italy	2	3.299	0.00
40		Austria	1	2.865	0.00
41		Sri Lanka	2	7.993	0.01
42		Sweden	1	2.050	0.00
43		South Africa	1	1.309	0.00
44		Cook Islands	1	1.150	0.00
45		Laos	1	0.883	0.00
46		Belize	1	0.810	0.00
47		Estonia	1	0.852	0.00
48		Afghanistan	1	0.653	0.00
		FIL Total	1636	69392.704	100.00
*British Overseas Territories					
**The name of promoter and principal organization be changed from Singapore to Republic of Liberia					
***Lluvia Co., Ltd. (1097/2016 (9-3-2016) is added in manufacturing.					



**FOREIGN INVESTMENT OF EXISTING ENTERPRISES AS OF 31/3/2020
(BY COUNTRY)**

(US \$ in million)

Sr. No.	Law	Particulars	Permitted Enterprises		
			No.	Approved Amount	%
1	Special Economic Zone Law	Japan	37	669.788	34.57
2		Singapore	26	649.702	33.53
3		Thailand	17	180.393	9.31
4		Korea	6	99.102	5.11
5		Hong Kong	7	74.150	3.83
6		Myanmar***	4	58.840	3.04
7		Taiwan	2	54.293	2.80
8		Malaysia	2	25.929	1.34
9		UK	1	20.000	1.03
10		Australia	2	20.700	1.07
11		United Arab Emirates	1	19.160	0.99
12		Austria	1	15.350	0.79
13		Panama	1	13.908	0.72
14		China	1	12.000	0.62
15		Brunei Darussalam	1	8.500	0.44
16		Viet Nam	2	7.580	0.39
17		France	1	3.700	0.19
18		Switzerland	1	3.000	0.15
19		Netherland	1	1.400	0.07
		SEZ Total	114	1937.495	100
*British Overseas Territories					
**The name of promoter and principal organization be changed from Singapore to Republic of Liberia					
* **Lhuvia Co., Ltd. (1097/2016 (9-3-2016) is added in manufacturing.					

